

**ANNA UNIVERSITY, CHENNAI**  
**NON- AUTONOMOUS COLLEGES AFFILIATED ANNA UNIVERSITY**

**M.E. MANUFACTURING ENGINEERING**  
**REGULATIONS 2021**

**CHOICE BASED CREDIT SYSTEM**

**I TO IV SEMESTERS CURRICULA & SYLLABI**

**1. PROGRAMME EDUCATIONAL OBJECTIVES (PEOs):**

I.	To prepare students to know and utilize the modern manufacturing facility in order to improve productivity.
II.	To impart skills to use smart machines and apply latest technology in manufacturing field to innovate production process that will be useful to the Society
III.	To imbibe skills for integrated problem-solving techniques to optimize the Manufacturing resources for sustainable development
IV.	To develop research attitude, new product, and process to solve problems in the field of manufacturing and to prepare the necessary reports.

**2. PROGRAMME OUTCOMES (POs):**

PO	Programme Outcomes
1.	An ability to independently carry out research/investigation and development work to solve practical problems
2.	An ability to write and present a substantial technical report/document
3.	Students should be able to demonstrate a degree of mastery over the area as per the specialization of the program. The mastery should be at a level higher than the requirements in the appropriate bachelor program
4.	An ability to design systems, components, or processes meeting specified needs for the manufacturing industry and to improve its efficiency.
5.	To use modern equipment and problem-solving tools for improving the manufacturing systems and processes in all aspects including technical, financial and management
6.	To pursue higher studies / pursue their career or entrepreneur in manufacturing and allied industries

**3. PEO / PO Mapping:**

PEO	PO					
	1	2	3	4	5	6
I	-	-	3	-	3	2
II	2	2	-	3	3	-
III	1	-	2	3	3	-
IV	3	2	-	-	-	2

**PROGRAM ARTICULATION MATRIX OF M.E. MANUFACTURING ENGINEERING**

Year	Semester	Course Name	PO						
			1	2	3	4	5	6	
I	I	Applied Probability and Statistics for Manufacturing Engineering	2	-	3	1	1	2	
		Advances in Manufacturing Processes	1	-	3	1	2	2	
		Advances in Casting and Welding	1.3	-	2.5	3	2	1.3	
		Theory of Metal Cutting	1	-	2.3	1.5	2	1	
		Computer Aided Manufacturing	1.5	2	-	2.5	2	1.3	
		Research Methodology and IPR	2	2	2.5	2.4	2	1	
		Audit Course – I*							
		CAD/CAM Laboratory	1	2	-	2.5	2.25	1.25	
		Technical Seminar	1	1.6	3	-	2	-	
	II	II	Optimization Techniques in Manufacturing	1.25	2	-	2.5	2.33	2
			Advances in Metrology and Inspection	1	-	3	1	1.75	1.25
			Theory of Metal Forming	1	-	1.5	2	1.5	2.5
			Additive Manufacturing	1.5	-	2.5	3	2	2.5
			Fluid Power Automation	1	-	3	2	3	2.5
			Professional Elective -I						
			Professional Elective -II						
			Audit Course – II*						
			Automation and Metal Forming Laboratory	-	2	1	2	2.33	1
			Advanced Manufacturing Processes Laboratory	1	1	3	2	3	2
			II	III	Professional Elective –III				
Professional Elective -IV									
Professional Elective -V									
Open Elective									
Project Work I	1.75	2			2.5	2.5	2	2	
IV	Project Work II	1.75		2	2.5	2.5	2	2	

**ANNA UNIVERSITY, CHENNAI**  
**NON- AUTONOMOUS COLLEGES AFFILIATED TO ANNA UNIVERSITY**  
**M.E. MANUFACTURING ENGINEERING**  
**REGULATIONS 2021**  
**CHOICE BASED CREDIT SYSTEM**  
**I TO IV SEMESTERS CURRICULA AND SYLLABUS**

**SEMESTER I**

SL. NO.	COURSE CODE	COURSE TITLE	CATE GORY	PERIODS PER WEEK			TOTAL CONTACT PERIODS	CREDITS
				L	T	P		
<b>THEORY</b>								
1.	MA4155	Applied Probability and Statistics for Manufacturing Engineering	FC	3	1	0	4	4
2.	MF4101	Advances in Manufacturing Processes	PCC	3	0	0	3	3
3.	MF4102	Advances in Casting and Welding	PCC	3	0	0	3	3
4.	MF4103	Theory of Metal Cutting	PCC	3	0	0	3	3
5.	CM4151	Computer Aided Manufacturing	PCC	3	0	0	3	3
6.	RM4151	Research Methodology and IPR	RMC	2	0	0	2	2
7.		Audit Course – I*	AC	2	0	0	2	0
<b>PRACTICALS</b>								
8.	MF4111	CAD/CAM Laboratory	PCC	0	0	4	4	2
9.	MF4112	Technical Seminar	EEC	0	0	2	2	1
<b>TOTAL</b>				<b>19</b>	<b>1</b>	<b>6</b>	<b>26</b>	<b>21</b>

\* Audit Course is optional

**SEMESTER II**

SL. NO.	COURSE CODE	COURSE TITLE	CATE GORY	PERIODS PER WEEK			TOTAL CONTACT PERIODS	CREDITS
				L	T	P		
<b>THEORY</b>								
1.	MF4201	Optimization Techniques in Manufacturing	PCC	3	0	0	3	3
2.	MF4202	Advances in Metrology and Inspection	PCC	3	0	0	3	3
3.	MF4203	Theory of Metal Forming	PCC	3	0	0	3	3
4.	MF4204	Additive Manufacturing	PCC	3	0	0	3	3
5.	MF4205	Fluid Power Automation	PCC	3	0	0	3	3
6.		Professional Elective I	PEC	3	0	0	3	3
7.		Professional Elective II	PEC	3	0	0	3	3
8.		Audit Course II*	AC	2	0	0	2	0
<b>PRACTICALS</b>								
9.	MF4211	Automation and Metal Forming Laboratory	PCC	0	0	3	3	1.5
10.	MF4212	Advanced Manufacturing Processes Laboratory	PCC	0	0	3	3	1.5
<b>TOTAL</b>				<b>23</b>	<b>0</b>	<b>6</b>	<b>29</b>	<b>24</b>

\* Audit Course is optional

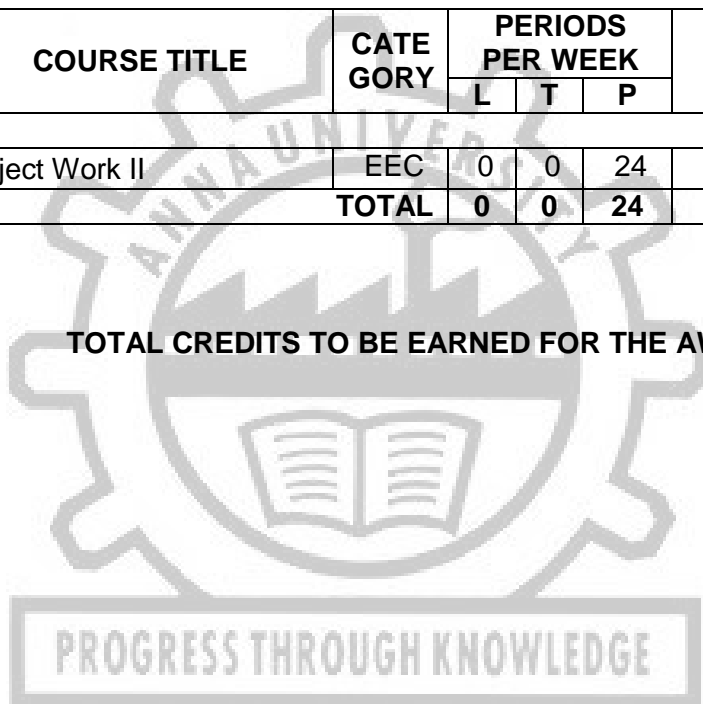
### SEMESTER III

SL. NO.	COURSE CODE	COURSE TITLE	CATE GORY	PERIODS PER WEEK			TOTAL CONTACT PERIODS	CREDITS
				L	T	P		
<b>THEORY</b>								
1.		Professional Elective III	PEC	3	0	0	3	3
2.		Professional Elective IV	PEC	3	0	0	3	3
3.		Professional Elective V	PEC	3	0	0	3	3
4.		Open Elective	OEC	3	0	0	3	3
<b>PRACTICALS</b>								
5.	MF4311	Project Work I	EEC	0	0	12	12	6
<b>TOTAL</b>				<b>12</b>	<b>0</b>	<b>12</b>	<b>24</b>	<b>18</b>

### SEMESTER IV

SL. NO.	COURSE CODE	COURSE TITLE	CATE GORY	PERIODS PER WEEK			TOTAL CONTACT PERIODS	CREDITS
				L	T	P		
<b>PRACTICALS</b>								
1.	MF4411	Project Work II	EEC	0	0	24	24	12
<b>TOTAL</b>				<b>0</b>	<b>0</b>	<b>24</b>	<b>24</b>	<b>12</b>

**TOTAL CREDITS TO BE EARNED FOR THE AWARD OF THE DEGREE = 75**



**FOUNDATION COURSES (FC)**

SL. NO	COURSE CODE	COURSE TITLE	PERIODS PER WEEK			CREDITS	SEMESTER
			Lecture	Tutorial	Practical		
1.	MA4155	Applied Probability and Statistics for Manufacturing	3	1	0	4	1

**PROFESSIONAL CORE COURSES (PCC)**

SL. NO.	COURSE CODE	COURSE TITLE	CATEGORY	PERIODS PER WEEK			TOTAL CONTACT PERIODS	CREDITS
				L	T	P		
1.	MF4101	Advances in Manufacturing Processes	PCC	3	0	0	3	3
2.	MF4102	Advances in Casting and Welding	PCC	3	0	0	3	3
3.	MF4103	Theory of Metal Cutting	PCC	3	0	0	3	3
4.	CM4151	Computer Aided Manufacturing	PCC	3	0	0	3	3
5.	MF4111	CAD/CAM Laboratory	PCC	0	0	4	4	2
6.	MF4201	Optimization Techniques in Manufacturing	PCC	3	0	0	3	3
7.	MF4202	Advances in Metrology and Inspection	PCC	3	0	0	3	3
8.	MF4203	Theory of Metal Forming	PCC	3	0	0	3	3
9.	MF4204	Additive Manufacturing	PCC	3	0	0	3	3
10.	MF4205	Fluid Power Automation	PCC	3	0	0	3	3
11.	MF4211	Automation and Metal Forming Laboratory	PCC	0	0	3	3	1.5
12.	MF4212	Advanced Manufacturing Processes Laboratory	PCC	0	0	3	3	1.5

PROGRESS THROUGH KNOWLEDGE

**RESEARCH METHODOLOGY AND IPR COURSES (RMC)**

S. NO	COURSE CODE	COURSE TITLE	PERIODS PER WEEK			CREDITS	SEMESTER
			Lecture	Tutorial	Practical		
1.	RM4151	Research Methodology and IPR	2	0	0	2	1
<b>TOTAL CREDITS</b>						<b>2</b>	

**PROFESSIONAL ELECTIVES FOR M.E. MANUFACTURING ENGINEERING**

**SEMESTER II, ELECTIVES - I & II**

SL. NO.	COURSE CODE	COURSE TITLE	CATEGORY	PERIODS PER WEEK			TOTAL CONTACT PERIODS	CREDITS
				L	T	P		
1.	MF4071	Design for Manufacture and Assembly	PEC	3	0	0	3	3
2.	MF4001	Micro Manufacturing	PEC	3	0	0	3	3
3.	MF4002	Quality and Reliability Engineering	PEC	3	0	0	3	3
4.	MF4003	Finite Element Methods for Manufacturing Engineering	PEC	3	0	0	3	3
5.	MF4004	Materials Management	PEC	3	0	0	3	3
6.	MF4005	Industrial Ergonomics	PEC	3	0	0	3	3
7.	MF4006	Polymers and Composite Materials	PEC	3	0	0	3	3
8.	MF4092	Non-Destructive Testing	PEC	3	0	0	3	3
9.	MF4007	Lean Manufacturing	PEC	3	0	0	3	3
10.	MF4008	Robot Design and Programming	PEC	3	0	0	3	3
11.	MF4009	MEMS and Nanotechnology	PEC	3	0	0	3	3
12.	CM4091	Green Manufacturing	PEC	3	0	0	3	3

PROGRESS THROUGH KNOWLEDGE

**SEMESTER III, ELECTIVES - III, IV & V**

SL. NO.	COURSE CODE	COURSE TITLE	CATEGORY	PERIODS PER WEEK			TOTAL CONTACT PERIODS	CREDITS
				L	T	P		
1.	MF4010	Computer Aided Product Design	PEC	3	0	0	3	3
2.	MF4011	Process Planning and Cost Estimation	PEC	3	0	0	3	3
3.	MF4091	Manufacturing Management	PEC	3	0	0	3	3
4.	MF4012	Nanotechnology	PEC	3	0	0	3	3
5.	MF4013	Materials Testing and Characterization Techniques	PEC	3	0	0	3	3
6.	MF4014	Mechatronics	PEC	3	0	0	3	3
7.	MR4071	Internet of Things for Manufacturing	PEC	3	0	0	3	3
8.	IS4071	Data Analytics	PEC	3	0	0	3	3
9.	CM4071	Manufacturing System Simulation	PEC	3	0	0	3	3
10.	PD4391	Product Lifecycle Management	PEC	3	0	0	3	3
11.	MF4015	Product Design and Development	PEC	3	0	0	3	3
12.	MF4016	Entrepreneurship Development	PEC	3	0	0	3	3
13.	MF4020	Industrial Safety	PEC	3	0	0	3	3
14.	MF4017	Advances in Materials	PEC	3	0	0	3	3
15.	MF4018	Artificial Intelligence	PEC	3	0	0	3	3
16.	MF4019	Smart Manufacturing	PEC	3	0	0	3	3

PROGRESS THROUGH KNOWLEDGE

## AUDIT COURSES (AC)

Registration for any of these courses is optional to students

SL. NO	COURSE CODE	COURSE TITLE	PERIODS PER WEEK			CREDITS
			L	T	P	
1.	AX4091	English for Research Paper Writing	2	0	0	0
2.	AX4092	Disaster Management	2	0	0	0
3.	AX4093	Constitution of India	2	0	0	0
4.	AX4094	நற்றமிழ் இலக்கியம்	2	0	0	0

## EMPLOYABILITY ENHANCEMENT COURSES (EEC)

S. NO	COURSE CODE	COURSE TITLE	PERIODS PER WEEK			CREDITS	SEMESTER
			Lecture	Tutorial	Practical		
	MF4112	Technical Seminar	0	0	2	1	1
1.	MF4311	Project Work - I	0	0	12	6	3
2.	MF4411	Project Work-II	0	0	24	12	4

## LIST OF OPEN ELECTIVES FOR PG PROGRAMMES

SL. NO.	COURSE CODE	COURSE TITLE	PERIODS PER WEEK			CREDITS
			L	T	P	
1.	OCE431	Integrated Water Resources Management	3	0	0	3
2.	OCE432	Water, Sanitation and Health	3	0	0	3
3.	OCE433	Principles of Sustainable Development	3	0	0	3
4.	OCE434	Environmental Impact Assessment	3	0	0	3
5.	OIC431	Blockchain Technologies	3	0	0	3
6.	OIC432	Deep Learning	3	0	0	3
7.	OBA431	Sustainable Management	3	0	0	3
8.	OBA432	Micro and Small Business Management	3	0	0	3
9.	OBA433	Intellectual Property Rights	3	0	0	3
10.	OBA434	Ethical Management	3	0	0	3
11.	ET4251	IoT for Smart Systems	3	0	0	3
12.	ET4072	Machine Learning and Deep Learning	3	0	0	3
13.	PX4012	Renewable Energy Technology	3	0	0	3
14.	PS4093	Smart Grid	3	0	0	3
15.	CP4391	Security Practices	3	0	0	3
16.	MP4251	Cloud Computing Technologies	3	0	0	3
17.	IF4072	Design Thinking	3	0	0	3
18.	MU4153	Principles of Multimedia	3	0	0	3



19.	DS4015	Big Data Analytics	3	0	0	3
20.	NC4201	Internet of Things and Cloud	3	0	0	3
21.	MX4073	Medical Robotics	3	0	0	3
22.	VE4202	Embedded Automation	3	0	0	3
23.	CX4016	Environmental Sustainability	3	0	0	3
24.	TX4092	Textile Reinforced Composites	3	0	0	3
25.	NT4002	Nanocomposite Materials	3	0	0	3
26.	BY4016	IPR, Biosafety and Entrepreneurship	3	0	0	3



**MA4155 APPLIED PROBABILITY AND STATISTICS FOR MANUFACTURING ENGINEERING**

**L T P C**  
**3 1 0 4**

**COURSE OBJECTIVES:**

1. To understand the basics of random variables with emphasis on the standard discrete and continuous distributions.
2. To understand the basic probability concepts with respect to two dimensional random variables along with the relationship between the random variables.
3. To apply the small and large sample tests through test of hypothesis.
4. To understand the basic concepts of sampling distributions and statistical properties of point estimators.
5. To understand the concept of analysis of variance and use it to investigate factorial dependence.

**UNIT I PROBABILITY AND RANDOM VARIABLES 12**

Probability – Axioms of probability – Conditional probability – Baye’s theorem - Random variables - Probability function – Moments – Moment generating functions and their properties – Binomial, Poisson, Geometric, Uniform, Exponential, Gamma and Normal distributions – Function of a random variable.

**UNIT II TWO DIMENSIONAL RANDOM VARIABLES 12**

Joint distributions – Marginal and conditional distributions – Functions of two dimensional random variables – Regression curve – Correlation.

**UNIT III TESTING OF HYPOTHESIS 12**

Sampling distributions - Type I and Type II errors - Tests based on Normal, t, Chi square and F distributions for testing of mean, variance and proportions – Tests for independence of attributes and goodness of fit.

**UNIT IV ESTIMATION THEORY 12**

Interval estimation for population mean - Standard deviation - Difference in means, proportion ratio of standard deviations and variances.

**UNIT V DESIGN OF EXPERIMENTS 12**

Completely randomized design – Randomized block design – Latin square design – 2<sup>2</sup> Factorial design.

**TOTAL: 60 PERIODS**

**COURSE OUTCOMES :**

At the end of the course, students will be able to

- Analyze the performance in terms of probabilities and distributions achieved by the determined solutions.
- Be familiar with some of the commonly encountered two dimensional random variables and be equipped for a possible extension to multivariate analysis.
- Apply the basic principles underlying statistical inference(hypothesis testing).
- Demonstrate knowledge of applicable large sample theory of estimators and tests.
- Obtain a better understanding of the importance of the methods in modern industrial processes.

**REFERENCES :**

1. Devore, J. L., "Probability and Statistics for Engineering and Sciences", 8<sup>th</sup> Edition, Cengage Learning, 2014.
2. Gupta S.C. and Kapoor V.K., "Fundamentals of Mathematical Statistics", 12<sup>th</sup> Edition, Sultan and Sons, New Delhi, 2020.
3. Johnson, R.A., Miller, I and Freund J., "Miller and Freund's Probability and Statistics for Engineers", 9<sup>th</sup> Edition, Pearson Education, Asia, 2016.
4. Rice, J. A., "Mathematical Statistics and Data Analysis", 3<sup>rd</sup> Edition, Cengage Learning, 2015.
5. Ross, S. M., "Introduction to Probability and Statistics for Engineers and Scientists", 5<sup>th</sup> Edition, Elsevier, 2014.

**CO-PO Mapping**

CO	PO					
	1	2	3	4	5	6
1	2	-	-	-	-	2
2	-	-	-	-	-	-
3	2	-	-	-	1	2
4	-	-	3	1	-	-
5	-	-	3	-	-	2
Avg.	2	-	3	1	1	2

**MF4101****ADVANCES IN MANUFACTURING PROCESSES**

<b>L</b>	<b>T</b>	<b>P</b>	<b>C</b>
<b>3</b>	<b>0</b>	<b>0</b>	<b>3</b>

**OBJECTIVES:**

1. To inculcate specialized knowledge and skill in advanced manufacturing processes using the principles and methods of engineering analysis and design.
2. To impart knowledge about the significance of controlling process parameters for the optimal performance for newly developed engineering materials used in industries and research organizations.
3. To impart knowledge about principles and criteria of yielding during forming of metals, analysis of different bulk metal forming processes following different analysis approach.
4. To give awareness of different techniques used in Micro and Nano manufacturing.
5. To introduce students the basics of /rapid prototyping and its applications in various fields, reverse engineering techniques

**UNIT I ENERGY ASSISTED MANUFACTURING PROCESSES****9**

Introduction – mechanism of materials removal and operating parameters of: Plasma Arc Machining – Laser Beam Machining – Electron Beam Machining – Electrical Discharge Machining – Ultrasonic Machining – Water Jet Machining – Abrasive water jet Machining – Abrasive jet Machining – Ion Beam Machining.

**UNIT II PRECISION MACHINING****9**

Electro chemical Machining- Ultra Precision turning and grinding- Chemical Mechanical Polishing (CMP) - ELID process – Partial ductile mode grinding-Ultra precision grinding- Binderless wheel – Free form optics. aspherical surface generation Grinding wheel- Design and selection of grinding wheel-High-speed grinding- High-speed milling- Diamond turning.

**UNIT III                    ADVANCES IN METAL FORMING****9**

Orbital forging, Isothermal forging, Warm forging, Overview of Powder Metal techniques –Hot and Cold isostatic pressing - high speed extrusion, rubber pad forming, Hydroforming, Superplastic forming, Peen forming-micro blanking –Powder rolling – Tooling and process parameters.

**UNIT IV                    MICRO MACHINING AND NANO FABRICATION****9**

Theory of micromachining – Micromachining Processes – Micro-milling – Micro-drilling – Micro-turning – Micro-grinding – Micro-polishing – Principle of Micro EDM – Micro wire EDM – Planetary Micro EDM – Reverse Micro EDM – Advantages, Challenges. Nano fabrication process - Nano machining techniques – Top / Bottom up Nano fabrication techniques - Sub micron lithographic technique, conventional film growth technique, Chemical etching, Quantum dot fabrication techniques – MOCVD – Epitaxy techniques.

**UNIT V                    RAPID PROTOTYPING AND SURFACE MODIFICATION TECHNIQUES                    9**

Introduction – Classification – Principle advantages limitations and applications- Rapid Prototyping - Rapid Manufacturing - Rapid Tooling and Future Rapid Prototyping Processes -Stereolithography (SLA) – 3D Printing (3DP) – Selective Laser Sintering (SLS) – Laminated Object Manufacturing (LOM) – Fused Deposition Modelling (FDM) Introduction, Process descriptions, Materials, process variations, economic considerations, applications, design aspects and quality issues – CVD – PVD – Electroplating – Hot Dip Coating – Thermal Spraying.

**TOTAL: 45 PERIODS****OUTCOMES:**

At the end of the course, students will be able to

1. Analyze the processes and evaluate the role of each process parameter during machining of various advanced materials.
2. Understand requirements to achieve maximum material removal rate and best quality of machined surface while machining various industrial engineering materials.
3. Analyze the different bulk metal forming process mechanics using different analysis
4. Acquire the knowledge in mechanical micromachining processes.
5. Demonstrate the knowledge of Additive Manufacturing and Rapid Prototyping Technologies

**REFERENCES**

1. Benedict,G.F.,"Non Traditional manufacturing Processes",CRC press,2011
2. Madou, M.J., Fundamentals of Micro fabrication: The Science of Miniaturization, Second Edition, CRC Press (ISBN: 0849308267),2006
3. McGeough,J.A.,"Advanced methods of Machining",Springer,2011
4. Narayanaswamy, R., Theory of Metal Forming Plasticity, Narosa Publishers,2000.
5. Pandey, P.S. and Shah.N., "Modern Manufacturing Processes", Tata McGraw Hill, 2017.
6. Serope Kalpakjian., "Manufacturing Engineering and Technology" Pearson Education,2018

**CO-PO Mapping**

CO	PO					
	1	2	3	4	5	6
1	1	-	-	-	-	-
2	-	-	-	-	2	-
3	-	-	3	-	-	2
4	1	-	-	-	2	-
5	-	-	-	1	-	-
Avg.	1	-	3	1	2	2

**MF4102****ADVANCES IN CASTING AND WELDING****L T P C  
3 0 0 3**

## **COURSE OBJECTIVES:**

1. To study the metallurgical concepts and applications of casting and welding process.
2. To acquire knowledge in CAD of casting and automation of the welding process.
3. To know various solid state and special welding processes.
4. To introduce metallurgy of welding.
5. To design the weldments for various materials. To gain knowledge on various welding defects and inspection methods.

### **UNIT I CASTING DESIGN 9**

Heat transfer between metal and mould — Design considerations in casting – Designing for directional solidification and minimum stresses - principles and design of gating and riser-Melting and casting quality

### **UNIT II CASTING METALLURGY 9**

Solidification of pure metal and alloys – shrinkage in cast metals – progressive and directional solidification – Degasification of the melt-casting defects – Castability of steel, Cast Iron, Al alloys, Babbitt alloy and Cu alloy.

### **UNIT III RECENT TRENDS IN CASTING AND FOUNDRY LAYOUT 9**

Shell moulding, precision investment casting, CO<sub>2</sub> moulding, centrifugal casting, Die casting, Continuous casting, Counter gravity low pressure casting, Squeeze casting and semisolid processes. Layout of mechanized foundry – sand reclamation – material handling in foundry pollution control in foundry — Computer aided design of casting.

### **UNIT IV WELDING METALLURGY AND DESIGN 9**

Heat affected Zone and its characteristics – Weldability of steels, cast iron, stainless steel, aluminum, Mg, Cu, Zirconium and titanium alloys – Carbon Equivalent of Plain and alloy steels Hydrogen embrittlement – Lamellar tearing – Residual stress – Distortion and its control. Heat transfer and solidification - Analysis of stresses in welded structures – pre and post welding heat treatments – weld joint design – welding defects – Testing of weldment- welding thermal cycle.

### **UNIT V RECENT TRENDS IN WELDING 9**

Friction welding, Friction stir welding – Explosive welding – Diffusion bonding – High frequency induction welding – Ultrasonic welding – Electron beam welding – Laser beam welding –Plasma welding – Electroslag welding- Narrow gap, Hybrid twin wire active TIG – Tandem MIG- Modern brazing and soldering techniques – Induction, Dip resistance, Diffusion processes – Hot gas, Wave and vapour phase soldering. Overview of automation of welding in aerospace, Nuclear, surface transport vehicles and underwater welding.

## **COURSE OUTCOMES:**

- At the end of this course the students are expected to impart knowledge on basic concepts and advances in casting and welding processes.
- Know and perform solid state and special welding processes.
- Understand and analyze the material structures after welding.
- Design the weldments for various materials.
- Attain the knowledge about various welding defects and inspection methods.

**TOTAL: 45 PERIODS**

## **REFERENCES:**

1. ASM Handbook vol.6, welding Brazing & Soldering, 2010
2. ASM Handbook, Vol 15, Casting, 2008
3. Carry B., Modern Welding Technology, Prentice Hall Pvt Ltd., 2005



**UNIT IV TOOL MATERIALS, TOOL LIFE AND TOOL WEAR****9**

Essential requirements of tool materials-development of tool materials-ISO specification for inserts and tool holders- Tool geometry - Mechanisms of tool wear – Abrasion – Adhesion – Diffusion – Types of tool wear – flank wear – crater wear – Tool life – Tool life equations - factors affecting tool life – Illustrative problems- conventional and accelerated tool life tests-concept of machinability index-economics of machining.

**UNIT V WEAR MECHANISMS AND CHATTER IN MACHINING****9**

Processing and Machining – Measuring Techniques – Reasons for failure of cutting tools and forms of wear-mechanisms of wear-chatter in machining-factors affecting chatter in machining-types of chatter-mechanism of chatter.

**COURSE OUTCOMES:**

At the end of the course students will be familiar with

- Basics of orthogonal cutting, oblique cutting and chip formation
- Different tool materials, tool life and tool wear mechanisms
- Necessity for a cutting fluid and cutting efficiency
- Single and Multipoint cutting tools
- Effect of vibrations and surface roughness during machining

**TOTAL: 45 PERIODS****REFERENCES**

1. Bhattacharya.A., Metal Cutting Theory and practice, Central Book Publishers, India,2012..
2. Boothroid D.G. & Knight W.A., Fundamentals of machining and machine tools, Marcel Dekker, Newyork, 2005.
3. Shaw.M.C.Metal cutting principles, Oxford Clare don press, 2012.
4. B L Juneja and G S Sekhon., Fundamentals of Metal Cutting and Machine Tools, 2017.

**CM4151****COMPUTER AIDED MANUFACTURING****L T P C****3 0 0 3****COURSE OBJECTIVES:**

1. To introduce the evolution of CAD, CAM, CIM, engineering product specification and interpreting geometric specifications.
2. To train the candidates on the integration of Computer Aided Design and Computer Aided Manufacturing.
3. To impart knowledge on manual part program and generation of CNC part program using Computer Aided Manufacturing packages.
4. To introduce with the implementation of CAD and CAM in manufacturing process.
5. To introduce the importance of Internet of Things in Computer Aided Manufacturing.

**UNIT I INTRODUCTION TO CAM****9**

Introduction CAD, CAM, CAE, CIM, system configuration for CAM including hardware and software, evolution of product realization, historical development, engineering product specification. Geometric Tolerancing - ASME standard, interpreting geometric specifications, multiple part features and datum.

**UNIT II CAD AND CAM INTEGRATION****9**

Introduction - Networking - Techniques, components, interface cards, network standards, Graphics standards - Graphical kernel system, Data exchange format - IGES and STEP.  
 Process planning, Computer Aided Process Planning (CAPP), Product life cycle management (PLM), Enterprise resource planning (ERP).

**UNIT III PROGRAMMING OF CNC MACHINES 9**

Structure of CNC program, Coordinate system, G & M codes, cutter radius compensation, tool nose radius compensation, tool wear compensation, canned cycles, mirroring features, Manual part programming for CNC turning, machining center, wire electric discharge machining, abrasive water jet cutting machine, bulk and sheet metal forming, generation of CNC program using CAM softwares.

**UNIT IV CAD AND CAM FOR MANUFACTURING PROCESSES 9**

Classification of Manufacturing process, construction and operations, Integration of CAD and CAM in CNC turning center, machining center, electric discharge machining, wire electric discharge machining, abrasive water jet cutting machine, bulk forming, sheet metal forming.

**UNIT V IOT IN CAM 9**

Introduction, overview of IOT enabled manufacturing system, Real-time and multi-source manufacturing information sensing system, IOT enabled smart assembly station, cloud computing based manufacturing resources configuration method, Real-time key production performances analysis method, Real-time information driven production scheduling system.

**TOTAL: 45 PERIODS**

**COURSE OUTCOMES:**

At the end of this course, the students shall be able to:

- CO1: Recognize the importance of CAD, CAM, CIM, Engineering product specification and interpreting geometric specifications.
- CO2: Improve knowledge on the integration of CAD and CAM.
- CO3: Exhibit competency in manual part program and generation of CNC part program using CAM packages.
- CO4: Describe the implementation of CAD and CAM in manufacturing processes.
- CO5: Explain applications of IOT in computer aided manufacturing.

**REFERENCES:**

1. Chang T.C., Wysk, R.A. and Wang.H.P., "Computer Aided Manufacturing", Pearson Prentice Hall, India ,2009, ISBN: 978-0131429192.
2. HMT,"Mechatronics", Tata McGraw-Hill Publishing Company Limited, New Delhi, 2017.
3. Rao P.N., "CAD/CAM", 3rd Edition, Tata McGraw-Hill Publishing Company Limited, New Delhi, India, 2012, ISBN-13: 978-0070681934.
4. Radhakrishnan P., "Computer Numerical Control ", New Central Book Agency, India,2013.
5. Nee Y.C., Soh K. Ong, Yun G. Wang., "Computer Applications in Near Net-Shape Operations", Springer, United Kingdom, 2012.
6. Yingfeng Zhang and Fei Tao, "Optimization of Manufacturing Systems Using the Internet of

**CO-PO Mapping**

CO	PO					
	1	2	3	4	5	6
1	-	-	-	2	2	-
2	-	-	-	-	2	1
3	1	2	-	3	-	-
4	2	-	-	-	1	2



5	-	-	-	-	3	1
Avg.	1.5	2	-	2.5	2	1.33

**RM4151 RESEARCH METHODOLOGY AND IPR L T P C  
2 0 0 2**

**UNIT I RESEARCH DESIGN 6**

Overview of research process and design, Use of Secondary and exploratory data to answer the research question, Qualitative research, Observation studies, Experiments and Surveys.

**UNIT II DATA COLLECTION AND SOURCES 6**

Measurements, Measurement Scales, Questionnaires and Instruments, Sampling and methods. Data - Preparing, Exploring, examining and displaying.

**UNIT III DATA ANALYSIS AND REPORTING 6**

Overview of Multivariate analysis, Hypotheses testing and Measures of Association-Presenting Insights and findings using written reports and oral presentation.

**UNIT IV INTELLECTUAL PROPERTY RIGHTS 6**

Intellectual Property – The concept of IPR, Evolution and development of concept of IPR, IPR development process, Trade secrets, utility Models, IPR & Bio diversity, Role of WIPO and WTO in IPR establishments, Right of Property, Common rules of IPR practices, Types and Features of IPR Agreement, Trademark, Functions of UNESCO in IPR maintenance.

**UNIT V PATENTS 6**

Patents – objectives and benefits of patent, Concept, features of patent, Inventive step, Specification, Types of patent application, process E-filing, Examination of patent, Grant of patent, Revocation, Equitable Assignments, Licences, Licensing of related patents, patent agents, Registration of patent agents.

**TOTAL :30 PERIODS**

**REFERENCES**

1. Cooper Donald R, Schindler Pamela S and Sharma JK, "Business Research Methods", Tata McGraw Hill Education, 11e (2012).
2. Catherine J. Holland, "Intellectual property: Patents, Trademarks, Copyrights, Trade Secrets", Entrepreneur Press, 2007.
3. David Hunt, Long Nguyen, Matthew Rodgers, "Patent searching: tools & techniques", Wiley, 2007.
4. The Institute of Company Secretaries of India, Statutory body under an Act of parliament, "Professional Programme Intellectual Property Rights, Law and practice", September 2013.

**MF4111 CAD / CAM LABORATORY L T P C  
0 0 4 2**

**COURSE OBJECTIVES:**

1. To introduce components and assemblies used in machines and use of 3D parametric CAD, CAM software for mechanical design.
2. To provide an experiential learning environment using projects done by student groups, while applying CAD, CAE software tools to design mechanisms and structures for mechanical design evaluation,

optimization of mass properties, static-stresses, deformations, etc. with experimental validation of simulation models.

3. To do some exercises in tool pre-setting and work piece referencing on CNC machine tools, manual part programming for CNC turning and milling centres.
4. Use of software for simulation of turned and milled parts and simple surfaces, Automatic Cutter location data generation from CAD Models in APT format and post-processing for machining on CNC machines using standard CAD/CAM software
5. To produce an industrial component and measure to verify its conformity with the design

### **CAM LABORATORY**

1. Exercise on CNC Lathe: Plain Turning, Step turning, Taper turning, Threading, Grooving canned cycle
2. Exercise on CNC Milling Machine: Profile Milling, Mirroring, Scaling & canned cycle. Study of Sensors, Transducers & PLC: Hall-effect sensor, Pressure sensors, Strain gauge, PLC, LVDT, Load cell, Angular potentiometer, Torque, Temperature & Optical Transducers.
3. Standards, types, applications and working of following components and assemblies, Machine Components: Screw fasteners, Riveted joints, Keys, Cotters and joints, Shaft couplings, Pipe joints and fittings. Assemblies: Bearings, Hangers and brackets, Steam and IC engine parts, Valves, Some important machine assemblies.
4. Mechanical Drawing: Machining and surface finish symbols and tolerances in dimensioning.
5. CAD: Introduction to CAD, CAM, software in product life cycle.
6. Geometric Modelling: Parametric sketching and modelling, constrained model dimensioning, Relating dimensions and parameters. Feature and sequence of feature editing. Material addition and removal for extrude, revolve, blend, helical sweep, swept blend, variable section sweep. References and construction features of points, axis, curves, planes, surfaces. Cosmetic features, representation of welded joints, Draft and ribs features, chamfers, rounds, standard holes. Assembly modelling. Automatic production drawing creation and detailing for dimensions, BOM, Ballooning, sectioned views etc.
7. Productivity Enhancement Tools in CAD Software: Feature patterns, duplication, grouping, suppression. Top-down vs. bottom-up design

2D modelling and 3D modelling of components such as

1. Bearing
2. Couplings
3. Gears
4. Sheet metal components
5. Jigs, Fixtures and Die assemblies.

### **CAD LABORATORY**

**PROGRESS THROUGH KNOWLEDGE** **TOTAL: 60 PERIODS**

### **COURSE OUTCOMES:**

At the end of this course the students are expected to;

1. Interpret mechanical drawings for components, assemblies and use parametric 3D CAD software tools in the correct manner for creating their geometric part models, assemblies and automated drawings.
2. Apply the concepts of machining for the purpose of selection of appropriate machining centres, machining parameters, select appropriate cutting tools for CNC milling and turning equipment, set-up, program, and operate CNC milling and turning equipment.
3. Create and validate NC part program data using manual data input (MDI) and automatically using standard commercial CAM package for manufacturing of required component using CNC milling or turning applications.
4. Produce an industrial component by interpreting 3D part model/ part drawings using Computer Aided Manufacturing technology through programming, setup, and ensuring safe operation of Computer Numerical Control (CNC) machine tools.
5. Create and demonstrate the technical documentation for design/ selection of suitable drive technologies, precision components and an overall CNC machine tool system for automation of machining operations using appropriate multi-axis CNC technology.

## CO-PO Mapping

CO	PO					
	1	2	3	4	5	6
1	1	-	-	-	2	1
2	-	-	-	3	2	1
3	-	-	-	-	2	1
4	-	2	-	2	3	-
5	-	-	-	-	-	2
<b>Avg.</b>	1	2	-	2.5	2.25	1.25

MF4112

TECHNICAL SEMINAR

L T P C  
0 0 2 1

### OBJECTIVES:

- (1) To enrich the communication skills of the student through presentation of topics in recent advances in engineering/technology
- (2) To ensure that students possess a comprehensive understanding of the latest development in his chosen area
- (3) To ensure that students are getting updated with latest technology

A group of 2 students have to choose a problem and carry out scientific systematic investigation experimentally/theoretically in suggesting a viable solution. At the end of the semester, each group of students have to submit a report for evaluation.

Depth of understanding, coverage, quality of presentation material (PPT/OHP) and communication skill of the student will be taken as measures for evaluation.

### OUTCOMES:

At the end of this course the students are expected;

- (1) To develop skills to search, read, write, comprehend and present research papers in the areas of manufacturing engineering.
- (2) Updated with the latest technology in the field of Manufacturing Engineering
- (3) Able to plot graph, sketch, bring out the visual about his understanding on various topics

**TOTAL: 30 PERIODS**

## CO-PO Mapping

CO	PO					
	1	2	3	4	5	6
1	1	1	-	-	2	-
2	1	2	3	-	2	-
3	1	2	3	-	2	-
4	-	-	-	-	-	-
5	-	-	-	-	-	-
<b>Avg.</b>	1	1.66	3	-	2	-

**OBJECTIVES:**

- 1) To make use of the optimization techniques while modelling and solving the engineering problems of different fields.
- 2) To apply Linear Programming and Dynamic Programming to provide solutions for different problems
- 3) Learn classical optimization techniques and numerical methods of optimization.
- 4) Know the basics of different evolutionary algorithms.
- 5) To understand and differentiate traditional and non-traditional methods of Optimization

<b>UNIT I</b>	<b>INTRODUCTION</b>	<b>9</b>
Optimization – Historical Development – Engineering applications of optimization – Statement of an Optimization problem – classification of optimization problems.		
<b>UNIT II</b>	<b>CLASSIC OPTIMIZATION TECHNIQUES</b>	<b>9</b>
Linear programming - Graphical method – simplex method – dual simplex method – revised simplex method – duality in LP – Parametric Linear programming – Goal Programming.		
<b>UNIT III</b>	<b>NON-LINEAR PROGRAMMING</b>	<b>9</b>
Introduction – Lagrangeon Method – Kuhn-Tucker conditions – Quadratic programming – Separable programming – Stochastic programming – Geometric programming		
<b>UNIT IV</b>	<b>INTEGER PROGRAMMING AND DYNAMIC PROGRAMMING AND NETWORK TECHNIQUES</b>	<b>9</b>
Integer programming - Cutting plane algorithm, Branch and bound technique, Zero-one implicit enumeration – Dynamic Programming – Formulation, Various applications using Dynamic Programming. Network Techniques – Shortest Path Model – Minimum Spanning Tree Problem – Maximal flow problem.		
<b>UNIT V</b>	<b>ADVANCES IN SIMULATION</b>	<b>9</b>
Genetic algorithms – simulated annealing – Neural Network and Fuzzy systems		

**TOTAL: 45 PERIODS**

**OUTCOMES:**

- 1) At the end of this course the students will be expected to introduce the various optimization techniques and their advancements.
- 2) Ability to go in research by applying optimization techniques in problems of Engineering and Technology
- 3) Use classical optimization techniques and numerical methods of optimization.
- 4) Describe the basics of different evolutionary algorithms
- 5) Ability to solve the mathematical results and numerical techniques of optimization theory to concrete Engineering problems by using computer software

**REFERENCES:**

1. Hamdy A. Taha, Operations Research – An Introduction, Prentice Hall of India, 1997
2. J.K.Sharma, Operations Research – Theory and Applications – Macmillan India Ltd., 1997
3. P.K. Gupta and Man-Mohan, Problems in Operations Research – Sultan chand & Sons, 1994

4. R. Panneerselvam, "Operations Research", Prentice Hall of India Private Limited, New Delhi 1 – 2005
5. Ravindran, Philips and Solberg, Operations Research Principles and Practice, John Wiley & Sons, Singapore, 1992

### CO-PO Mapping

CO	PO					
	1	2	3	4	5	6
1	2	-	-	3	2	-
2	1	-	-	2	3	-
3	1	-	-	2	2	-
4	-	2	-	-	-	-
5	1	-	-	3	-	2
<u>Avg.</u>	<u>1.25</u>	<u>2</u>	<u>-</u>	<u>2.5</u>	<u>2.33</u>	<u>2</u>

**MF4202**

### ADVANCES IN METROLOGY AND INSPECTION

**L T P C**  
**3 0 0 3**

#### OBJECTIVES:

- 1) To teach the students basic concepts in various methods of engineering measurement techniques and applications
- 2) To make them understand the importance of measurement and inspection in manufacturing industries.
- 3) To understand the use of Light rays and Laser beams for measurement and their merits
- 4) To make the students capable of learning to operate and use advanced metrological devices with ease in industrial environments.
- 5) To teach the use of computer for measuring and processing of measured quantity

#### UNIT I CONCEPTS OF METROLOGY

**9**

Terminologies – Standards of measurement – Errors in measurement – Interchangeability and Selective assembly – Accuracy and Precision – Calibration of instruments – Basics of Dimensional metrology and Form metrology

#### UNIT II MEASUREMENT OF SURFACE ROUGHNESS

**9**

Definitions – Types of Surface Texture: Surface Roughness Measurement Methods- Comparison, Contact and Non-Contact type roughness measuring devices, 3D Surface Roughness Measurement, Nano Level Surface Roughness Measurement – Instruments.

#### UNIT III INTERFEROMETRY

**9**

Introduction, Principles of light interference – Interferometers – Measurement and Calibration – Laser Interferometry applications - strain –pressure – displacement – vibration

#### UNIT IV MEASURING MACHINES AND LASER METROLOGY

**9**

Tool Makers Microscope –height gauges- Coordinate Measuring Machines – Applications – Laser Micrometer, Laser Scanning gauge, Computer Aided Inspection techniques - In-process inspection, Machine Vision system-automated visual inspection -Applications.

#### UNIT V IMAGE PROCESSING FOR METROLOGY

**9**

Overview, Computer imaging systems, Image Analysis, Pre-processing, Human vision system, Image model, Image enhancement, grey scale models, histogram models, Image Transforms - Examples.

**TOTAL: 45 PERIODS**

**OUTCOMES:**

At the end of this course the students are expected to

1. Understand the advanced measurement principles with ease.
2. Operate sophisticated and accurate measuring instruments.
3. Understand the various inspection methods and tools
4. Design and develop new measuring methods.
5. Apply computers in Measurement

**REFERENCES**

1. "ASTE Handbook of Industries Metrology", Prentice Hall of India Ltd., 1992.
2. Bewoor, A.K. and Kulkarni,V.A., "Metrology and Measurement", Tata Mc Graw-Hill, 2009.
3. Galyer, F.W. and Shotbolt, C.R., "Metrology for engineers", ELBS, 1990.
4. Gupta, I.C., "A Text Book of engineering metrology", Dhanpat Rai and Sons, 1996.
5. Jain ,R.K., "Engineering Metrology", Khqanna Publishers, 2008.
6. Rajput,R.K., "Engineering Metrology and Instrumentations", Kataria & Sons Publishers, 2001.
7. Smith,G.T., "Industrial Metrology", Springer, 2002
8. Sonka,M., Hlavac,V. and Boyle.R., "Image Processing, Analysis, and Machine Vision", Cengage-Engineering, 2007.
9. Whitehouse,D.J., "Surface and their measurement", Hermes Penton Ltd, 2004.

**CO-PO Mapping**

CO	PO					
	1	2	3	4	5	6
1	1	-	-	1	1	-
2	1	-	-	1	-	2
3	1	-	3	-	2	1
4	1	-	-	1	2	1
5	-	-	-	1	2	1
Avg.	1	-	3	1	1.75	1.25

PROGRESS THROUGH KNOWLEDGE

**MF4203**

**THEORY OF METAL FORMING**

**L T P C**  
**3 0 0 3**

**OBJECTIVES:**

- 1) To study the basic concepts of metal forming techniques and to develop force calculation in metal forming process.
- 2) To study the thermo mechanical regimes and its requirements of metal forming
- 3) To learn the art of processing and making of powder metallurgy components
- 4) To learn the effect of friction and lubrication in Metal forming
- 5) To study the various surface treatment processes

**UNIT I THEORY OF PLASTICITY**

**9**

Theory of plastic deformation – Yield criteria – Tresca and Von-Mises – Distortion energy – Stress-strain relation – Mohr’s circle representation of a state of stress – cylindrical and spherical co-ordinate system – upper and lower bound solution methods – Overview of FEM applications in Metal Forming analysis.

**UNIT II THEORY AND PRACTICE OF BULK FORMING PROCESSES 9**  
Analysis of plastic deformation in Forging, Rolling, Extrusion, rod/wire drawing and tube drawing – Effect of friction – calculation of forces, work done – Process parameters, equipment used – Defects – applications – Recent advances in Forging, Rolling, Extrusion and Drawing processes – Design consideration in forming – Equal Channel Angular Pressing-High Pressure Torsion- Repetitive Corrugation and Straightening- Accumulative Roll bonding.

**UNIT III SHEET METAL FORMING 9**  
Formability studies – Conventional processes – H E R F techniques – Superplastic forming techniques – Hydro forming – Stretch forming – Water hammer forming – Principles and process parameters – Advantages, Limitations and applications

**UNIT IV POWDER METALLURGY AND SPECIAL FORMING PROCESSES 9**  
Overview of P/M technique – Advantages – applications – Powder preform forging – powder rolling – Tooling, process parameters and applications. - Orbital forging – Isothermal forging – Hot and cold isostatic pressing – High speed extrusion – Rubber pad forming – Fine blanking – LASER beam forming

**UNIT V SURFACE TREATMENT AND METAL FORMING APPLICATIONS 9**  
Experiment techniques of evaluation of friction in metal forming selection – influence of temperature and gliding velocity – Friction heat generation – Friction between metallic layers – Lubrication carrier layer – Surface treatment for drawing, sheet metal forming, Extrusion, hot and cold forging.  
Processing of thin Al tapes – Cladding of Al alloys – Duplex and triplex steel rolling – Thermo mechanical regimes of Ti and Al alloys during deformation – Formability of welded blank sheet – Laser structured steel sheet - Formability of laminated sheet.

**OUTCOMES:**

- 1) At the end of this course the students are expected to upgrade their knowledge on various metal forming techniques and formability
- 2) Apply the theory of plasticity for various types of metal forming process.
- 3) Apply the concept of powder metallurgy to make prismatic components
- 4) Understand Non-traditional forming processes.
- 5) Understand the purpose of surface treatment in metal forming applications

**TOTAL: 45 PERIODS**

**REFERENCES:**

1. Altan T., Metal forming – Fundamentals and applications – American Society of Metals, Metals park, 2003
2. ALTAN.T, SOO-IK-oh, GEGEL, HL – Metal forming, fundamentals and Applications, American Society of Metals, Metals Park, Ohio, 1995.
3. ASM Hand book, Forming and Forging, Ninth edition, Vol – 14, 2003
4. Dieter G.E., Mechanical Metallurgy (Revised Edition II) McGraw Hill Co., 1988
5. Helmi A Youssef, Hassan A. El-Hofy, Manufacturing Technology: Materials, Processes and Equipment, CRC publication press, 2012.
6. Marciniak,Z., Duncan J.L., Hu S.J., 'Mechanics of Sheet Metal Forming', Butterworth-Heinemann An Imprint of Elsevier, 2006
7. Nagpal G.R., Metal Forming Processes- Khanna publishers, 2005.
8. SAE Transactions, Journal of Materials and Manufacturing Section 5, 1993-2007
9. SHIRO KOBAYASHI, SOO-IK-oh-ALTAN, T, Metal forming and Finite Element Method, Oxford University Press, 2001.
10. Surender Kumar, Technology of Metal Forming Processes, Prentice Hall India Publishers, 2010

## CO-PO Mapping

CO	PO					
	1	2	3	4	5	6
1	-	-	-	-	-	-
2	1	-	-	-	-	-
3	1	-	-	2	1	2
4	1	-	2	2	-	-
5	-	-	1	-	2	3
Avg.	1	-	1.5	2	1.5	2.5

**MF4204**

**ADDITIVE MANUFACTURING**

**L T P C**  
**3 0 0 3**

**OBJECTIVES:**

- 1) To educate students with fundamental and advanced knowledge in the field of Additive manufacturing technology
- 2) Gain insights on the need, advantages and limitations of additive manufacturing (AM) versus traditional manufacturing
- 3) Find out the various applications of AM, Deployment levels, Innovative and optimized product design
- 4) To explore the potential of additive manufacturing in different industrial sectors.
- 5) To apply 3D printing technology for additive manufacturing.

**UNIT I INTRODUCTION**

**9**

Need - Development of AM systems – AM process chain - Impact of AM on Product Development - Virtual Prototyping- Rapid Tooling – RP to AM -Classification of AM processes-Benefits- Applications.

**UNIT II REVERSE ENGINEERING AND CAD MODELLING**

**9**

Basic concept- Digitization techniques – Model reconstruction – Data Processing for Rapid Prototyping: CAD model preparation, Data requirements – Geometric modelling techniques: Wire frame, surface and solid modelling – data formats - Data interfacing, Part orientation and support generation, Support structure design, Model Slicing, Tool path generation-Software for AM- Case studies.

**UNIT III LIQUID BASED AND SOLID BASED ADDITIVE MANUFACTURING SYSTEMS 9**

Stereolithography Apparatus (SLA): Principle, pre-build process, part-building and post-build processes, photo polymerization of SL resins, part quality and process planning, recoating issues, materials, advantages, limitations and applications.

Solid Ground Curing (SGC): working principle, process, strengths, weaknesses and applications. Fused deposition Modelling (FDM): Principle, details of processes, process variables, types, products, materials and applications. Laminated Object Manufacturing (LOM): Working Principles, details of processes, products, materials, advantages, limitations and applications - Case studies.

**UNIT IV POWDER BASED ADDITIVE MANUFACTURING SYSTEMS**

**9**



Selective Laser Sintering (SLS): Principle, process, Indirect and direct SLS- powder structures, materials, post processing, surface deviation and accuracy, Applications. Laser Engineered Net Shaping (LENS): Processes, materials, products, advantages, limitations and applications– Case Studies.

## **UNIT V OTHER ADDITIVE MANUFACTURING SYSTEMS**

**9**

Three-dimensional Printing (3DP): Principle, basic process, Physics of 3DP, types of printing, process capabilities, material system. Solid based, Liquid based and powder based 3DP systems, strength and weakness, Applications and case studies. Shape Deposition Manufacturing (SDM), Ballistic Particle Manufacturing (BPM), Selective Laser Melting, Electron Beam Melting.

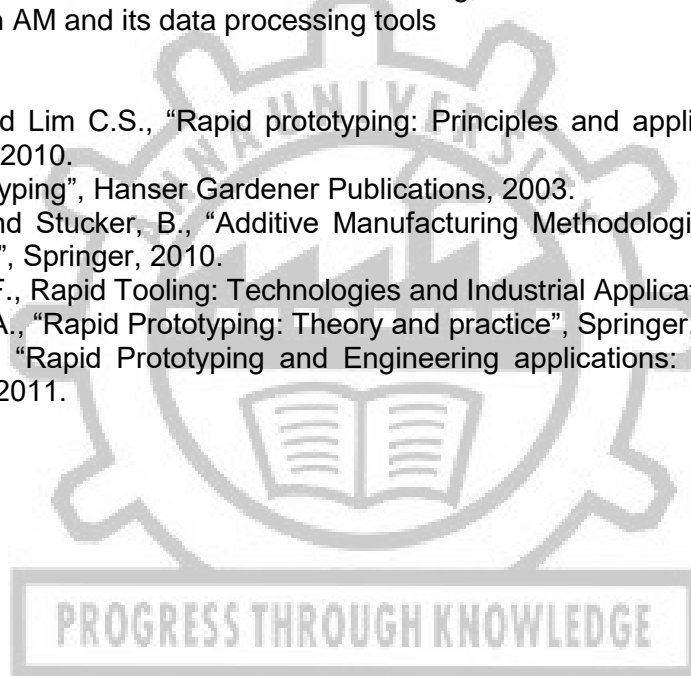
**TOTAL: 45 PERIODS**

### **OUTCOMES:**

- 1) The students are expected to learn about a variety of Additive Manufacturing (AM) technologies.
- 2) Describe additive manufacturing and explain its advantages and disadvantages
- 3) Explain the processes used in additive manufacturing for a range of materials and applications
- 4) understand the role of additive manufacturing in the design process and their potential to support Design and manufacturing,
- 5) Case studies relevant to mass customized manufacturing, and some of the important research challenges associated with AM and its data processing tools

### **REFERENCES:**

1. Chua, C.K., Leong K.F. and Lim C.S., "Rapid prototyping: Principles and applications", second edition, World Scientific Publishers, 2010.
2. Gebhardt, A., "Rapid prototyping", Hanser Gardener Publications, 2003.
3. Gibson, I., Rosen, D.W. and Stucker, B., "Additive Manufacturing Methodologies: Rapid Prototyping to Direct Digital Manufacturing", Springer, 2010.
4. Hilton, P.D. and Jacobs, P.F., Rapid Tooling: Technologies and Industrial Applications, CRC press, 2005.
5. Kamrani, A.K. and Nasr, E.A., "Rapid Prototyping: Theory and practice", Springer, 2006.
6. Liou, L.W. and Liou, F.W., "Rapid Prototyping and Engineering applications: A tool box for prototype development", CRC Press, 2011.



### CO-PO Mapping

CO	PO					
	1	2	3	4	5	6
1	2	-	2	-	-	-
2	1	-	-	-	-	2
3	-	-	3	-	2	-
4	-	-	-	3	-	-
5	-	-	-	-	2	3
Avg.	1.5	-	2.5	3	2	2.5

**MF4205**

### FLUID POWER AUTOMATION

**L T P C**  
**3 0 0 3**

#### OBJECTIVES:

- 1) To make the students to learn the basic concepts of hydraulics and pneumatics and their controlling elements in the area of manufacturing process.
- 2) To train the students in designing the hydraulic and pneumatic circuits using various design procedures.
- 3) To understand the concept and principle operation of automation systems and their controls.
- 4) To provide knowledge levels needed for PLC programming and operating
- 5) Ability to implement automation systems in Industry

#### UNIT I INTRODUCTION

**9**

Need for Automation, Hydraulic & Pneumatic Comparison – ISO symbols for fluid power elements, Hydraulic, pneumatics – Selection criteria.

#### UNIT II FLUID POWER GENERATING/UTILIZING ELEMENTS

**9**

Hydraulic pumps and motor gears, vane, piston pumps-motors-selection and specification-Drive characteristics – Linear actuator – Types, mounting details, cushioning – power packs – construction. Reservoir capacity, heat dissipation, accumulators – standard circuit symbols, circuit (flow) analysis.

#### UNIT III CONTROL AND REGULATION ELEMENTS

**9**

Direction flow and pressure control valves-Methods of actuation, types, sizing of ports-pressure and temperature compensation, overlapped and underlapped spool valves-operating characteristics-electro hydraulic servo valves, Digital valves -Different types-characteristics and performance.

#### UNIT IV CIRCUIT DESIGN

**9**

Typical industrial hydraulic circuits-Design methodology – Ladder diagram-cascade, method-truth table-Karnaugh map method-sequencing circuits-combinational and logic circuit.

#### UNIT V ELECTRO PNEUMATICS & ELECTRONIC CONTROL OF HYDRAULIC AND PNEUMATIC CIRCUITS

**9**

**AND**

Electrical control of pneumatic and hydraulic circuits-use of relays, timers, counters, Ladder diagram. Programmable logic control of Hydraulics Pneumatics circuits, PLC ladder diagram for various circuits, motion controllers, use of field busses in circuits. Electronic drive circuits for various Motors.

**TOTAL: 45 PERIODS**

**OUTCOMES:**

- 1) At the end of this course the students are familiarized in the area of hydraulics, pneumatic and fluid power components and its functions.
- 2) Recognize the standard symbols used in fluid power circuits and assess the suitable component for a particular application
- 3) Construct the hydraulic circuits for an industrial application.
- 4) Build a pneumatic circuit and apply them to real life problems.
- 5) Design and develop a PLC controlled pneumatic circuit for industrial application

**REFERENCES:**

1. Antony Esposito, Fluid Power Systems and control Prentice-Hall, 1988
2. Durbey. A. Peace, Basic Fluid Power, Prentice Hall Inc, 1967.
3. E.C.Fitch and J.B.Suryaatmadyn. Introduction to fluid logic, McGraw Hill, 1978
4. Herbert R. Merritt, Hydraulic control systems, John Wiley & Sons, Newyork, 1967
5. Peter Rohner, Fluid Power Logic Circuit Design, Mcelan Prem, 1994.
6. Peter Rohner, Fluid Power logic circuit design. The Macmillan Press Ltd.,London, 1979
7. W.Bolton, Mechatronics, Electronic control systems in Mechanical and Electrical Engineering Pearson Education, 2003.

**CO-PO Mapping**

CO	PO					
	1	2	3	4	5	6
1	1	-	-	-	-	-
2	1	-	3	-	-	2
3	-	-	3	2	-	-
4	1	-	-	2	3	-
5	-	-	-	-	-	3
Avg.	1	-	3	2	3	2.5

**MF4211****AUTOMATION AND METAL FORMING LABORATORY****L T P C****0 0 3 1.5****OBJECTIVES**

- 1) To train the students on the basic concepts of metal forming processes
- 2) To determine metal forming parameters for a given shape.
- 3) To learn the automation systems using fluid power control systems
- 4) To learn and use automation studio software
- 5) To learn PLC and its importance in Fluid power applications

**EXPERIMENTS**

1. Determination of strain hardening exponent
2. Determination of strain rate sensitivity index
3. Construction of formability limit diagram
4. Determination of efficiency in water hammer forming
5. Determination of interface friction factor
6. Determination of extrusion load
7. Study on two high rolling process

## AUTOMATION LAB

1. Simulation of single and double acting cylinder circuits
2. Simulation of Hydraulic circuits
3. Simulation of electro pneumatic circuits
4. Simulation of electro hydraulic circuits
5. Simulation of PLC circuits
6. Software simulation of fluid power circuits using Automation studio.

**TOTAL: 60 PERIODS**

### OUTCOMES:

At the end of this course the students are expected

- 1) To impart practical knowledge on bulk metal forming processes
- 2) Know various symbols used in Hydraulic and Pneumatic circuits
- 3) Conduct few sheet metals forming processes and analyse the parameters
- 4) Design hydraulic circuits for industrial applications
- 5) Learnt how to use automation studio

### CO-PO Mapping

CO	PO					
	1	2	3	4	5	6
1	-	2	1	2	-	-
2	-	2	-	2	-	-
3	-	2	-	-	3	1
4	-	2	-	-	2	1
5	-	2	-	-	2	1
Avg.	-	2	1	2	2.33	1

## MF4212 ADVANCED MANUFACTURING PROCESSES LABORATORY

(Students can do any three sets for this lab out of the given four i.e. I, II, III, IV)

**L T P C**  
**0 0 3 1.5**

### COURSE OBJECTIVES

- (1) To analyses the forces in machining
- (2) To perform modelling and simulation of manufacturing processes
- (3) To develop product using rapid prototyping
- (4) To program a robot for an autonomous movement
- (5) To analyze product Life cycle

### I ADVANCED MACHINING PROCESS

- (1) Analysis of cutting forces during turning/drilling process.
- (2) Analysis of temperature during turning/drilling process.
- (3) Study on the effect of process parameters in Electro-Chemical/Electric-Discharge Machining

### II PROCESS MODELLING

1. Analysis of stress strain distribution in a structural loading of composite bar using MATLAB codes.
2. Transient heat transfer analysis of a rectangular slab using a FEA package.
3. Modeling & simulation of forging/rolling/machining process using a FEA package.

### III RAPID PROTOTYPING

- (1) Selection of Rapid Prototyping Technology.
- (2) Product development activity – Concept design and Detailed design.
- (3) Product development activity – Engineering analysis and Prototype development.

### IV ROBOTICS

- (1) Determination of maximum and minimum position of links.
- (2) Verification of transformation (Position and orientation) with respect to gripper and world coordinate system
- (3) Estimation of accuracy, repeatability and resolution.
- (4) Robot programming and simulation for pick and place
- (5) Robot programming and simulation for Color identification
- (6) Robot programming and simulation for Shape identification

### COURSE OUTCOMES:

1. Perform modelling and simulation of manufacturing processes
2. Analyze the process using an FEA package
2. Competence to execute product development phases
3. Simple programming for robotic applications
4. Use EDM/ECM for machining different materials

### CO-PO Mapping

CO	PO					
	1	2	3	4	5	6
1	1	1	-	2	3	2
2	1	1	-	2	3	-
3	-	1	-	2	-	2
4	-	1	-	2	-	2
5	1	1	3	-	-	2
Avg	1	1	3	2	3	2

MF4311

PROJECT WORK I

L T P C  
0 0 12 6

### OBJECTIVES:

- (1) To develop knowledge to formulate a real-world problem.
- (2) To break up the goal and evolve procedures
- (3) To use different tools and techniques to arrive at a solution
- (4) To validate the results analytically and experimentally
- (5) To prepare a report and give a presentation

Student shall identify a minor problem related to the field of Manufacturing and carry out a literature survey/case studies/data collection. Student is supposed to formulate Engineering solutions to the problem, methodology to test their hypothesis/solutions and validate it theoretically/practically, planned and executed within the stipulated time

Observations, results and inference should be documented and presented as report in the prescribed format.

**TOTAL: 180 PERIODS**

## OUTCOMES

After successful completion of this course, the students should be able to

- (1) Design and analyze, an identified problem using scientific tools
- (2) Simulation/ Theoretical analysis of a physical system
- (3) Integrate various domain knowledge for a sustainable solution.
- (4) Set Goals, Targets, timeline, plan and execute activities of the project
- (5) Disseminate work both in oral and written format.

## CO-PO Mapping

CO	PO					
	1	2	3	4	5	6
1	1	2		3	2	
2	2	2		1		
3	2	2	3	3	2	
4	2	2		3		2
5	-	2	2			2
Avg	1.75	2	2.5	2.5	2	2

MF4411

PROJECT WORK II

L T P C  
0 0 24 12

## OBJECTIVES:

- (1) To develop knowledge to formulate a real-world problem.
- (2) To break up the goal and evolve procedures
- (3) To use different tools and techniques to arrive at a solution
- (4) To validate the results analytically and experimentally
- (5) To prepare a report and give a presentation

Student shall identify a major/critical problem related to the field of Manufacturing and carry out a literature survey/case studies/data collection. Student supposed to formulate Engineering solutions to set objectives, methodology to test their hypothesis/solutions and validate it theoretically/practically, planned and executed within the stipulated time.

Observations, results and inferences should be documented and presented as report in the prescribed format.

**TOTAL: 360 PERIODS**

## OUTCOMES

After successful completion of this course, the students should be able to

- (1) Design and analyze, an identified problem using scientific tools and research
- (2) simulation/ Theoretical analysis of a physical system
- (3) Integrate various domain knowledge in carrying out experimental work and provide a sustainable solution.
- (4) Set Goals, Targets, timeline, plan and execute activities of the project
- (5) Disseminate work both in oral and written format.

## CO-PO Mapping

CO	PO					
	1	2	3	4	5	6
1	1	2		3	2	
2	2	2		1		
3	2	2	3	3	2	
4	2	2		3		2
5	-	2	2			2
Avg	1.75	2	2.5	2.5	2	2

**MF4071**

**DESIGN FOR MANUFACTURE AND ASSEMBLY**

**L T P C**  
**3 0 0 3**

**OBJECTIVES:**

- (1) To apply various design rules in manufacturing processes
- (2) To evaluate the process by design guidelines for optimum design
- (3) To analyze the rules of concepts of GD& T
- (4) To make the students to learn about tolerance analysis and allocation, geometrical tolerances
- (5) Guidelines for design for manufacturing and assembly with suitable examples.

**UNIT I TOLERANCE ANALYSIS**

**9**

Introduction – Concepts, definitions and relationships of tolerancing – Matching design tolerances with appropriate manufacturing process – manufacturing process capability metrics – Worst care, statistical tolerance Analysis – Linear and Non-Linear Analysis – Sensitivity Analysis – Taguchi’s Approach to tolerance design.

**UNIT II TOLERANCE ALLOCATION**

**9**

Tolerance synthesis – Computer Aided tolerancing – Traditional cost based analysis – Taguchi’s quality loss function – Application of the Quadratic loss function to Tolerancing – Principles of selective Assembly – Problems.

**UNIT III GD&T**

**9**

Fundamentals of geometric dimensioning and tolerancing – Rules and concepts of GD&T – Form controls – Datum systems – Orientation controls – Tolerance of position – Concentricity and symmetry controls – Run out controls – Profile controls.

**UNIT IV TOLERANCE CHARTING**

**9**

Nature of the tolerance buildup – structure and setup of the tolerance chart – piece part sketches for tolerance charts – Arithmetic ground rules for tolerance charts – Determination of Required balance dimensions – Determination of Mean working Dimensions – Automatic tolerance charting – Tolerance charting of Angular surfaces.

**UNIT V MANUFACTURING GUIDELINES**

**9**

DFM guidelines for casting, weldment design – Formed metal components – Turned parts – Milled, Drilled parts – Non-metallic parts – Computer Aided DFM software – Boothroyd and Dewhurst method of DFMA – DCS – Vis/VSA – 3D Dimensional control – Statistical tolerance Analysis Software – Applications.

**TOTAL: 45 PERIODS**

**OUTCOMES :**

At the end of this course the students are expected

- (1) To impart the knowledge about the significance of design for manufacturing and assembly
- (2) To apply the principle of tolerancing in design
- (3) Evaluate the process of GD & T using design guidelines
- (4) Apply tolerance allocation and tolerance charting in design
- (5) Apply guidelines for manufacturing and assembly

**REFERENCES:**

1. Alex Krulikowski, "Fundamentals GD&T", Delmar Thomson Learning, 1997.
2. C.M. Creveling, "Tolerance Design – A handbook for Developing Optimal Specifications", Addison – Wesley, 1997.
3. James D. Meadows, 'Geometric Dimensioning and Tolerancing", Marcel Dekker Inc., 1995.
4. James G. Bralla, "Handbook of Product Design for Manufacturing", McGraw Hill, 1986.
5. Oliver R. Wade, "Tolerance Control in Design and Manufacturing", Industrial Press, NY, 1967.

**CO-PO Mapping**

CO	PO					
	1	2	3	4	5	6
1	1	-	-	3	-	-
2	1	1	-	2	2	-
3	-	-	3	2	2	-
4	1	-	-	-	-	-
5	-	-	-	2	2	2
Avg	1	1	3	2.25	2	2

**MF4001**

**MICRO MANUFACTURING**

**L T P C**  
**3 0 0 3**

**OBJECTIVES:**

- (1) The objective of the course is to acquaint the students with the principles of micro manufacturing
- (2) To learn basic machine tools used in micro manufacturing and developments in the micro manufacturing process
- (3) To familiarize with the research trends in the area of micro manufacturing process.
- (4) To learn various polishing techniques
- (5) To study the various measuring techniques used for micro/nano components

**UNIT I MECHANICAL MICRO MACHINING**

**9**

Mechanical Micro machining – Ultra Sonic Micro Machining – Abrasive Jet Micro Machining – Water Jet Micro Machining – Abrasive Water Jet Micro Machining – Micro turning – Chemical and Electro Chemical Micro Machining – Electric discharge micro machining.

**UNIT II BEAM ENERGY BASED MICRO MACHINING**

**9**

Electron Beam Micro Machining – Laser Beam Micro Machining – Electric Discharge Micro Machining – Ion Beam Micro Machining – Plasma Beam Micro Machining – Hybrid Micro machining – Electro Discharge Grinding – Electro Chemical spark micro machining – Electrolytic in process Dressing.

**UNIT III NANO POLISHING**

**9**



Abrasive Flow finishing – Magnetic Abrasive Finishing – Magneto rheological finishing – Magneto Rheological abrasive flow finishing - Magnetic Float polishing – Elastic Emission Machining – chemo-mechanical Polishing.

**UNIT IV MICRO FORMING AND WELDING 9**

Micro extrusion – Micro and Nano structured surface development by Nano plastic forming and Roller Imprinting – Micro bending with LASER – LASER micro welding – Electron beam for micro welding.

**UNIT V RECENT TRENDS AND APPLICATIONS 9**

Metrology for micro machined components – Ductile regime machining– AE based tool wear compensation– Machining of Micro gear, micro nozzle, micro pins – Applications.

**TOTAL: 45 PERIODS**

**OUTCOMES:**

At the end of this course the students are well experienced

- (1) To impart the principles of various basic micro manufacturing process
- (2) To know and perform micro machining
- (3) Research various micro machining process to optimize the process variables
- (4) Attain knowledge about polishing techniques
- (5) Measure and analyse the various parameters of micro machined components

**REFERENCES:**

1. Bandyopadhyay. A.K., Nano Materials, New age international publishers, New Delhi, 2008, ISBN:8122422578.
2. Bharat Bhushan, Handbook of nanotechnology, springer, Germany, 2010.
3. Jain V.K., 'Introduction to Micro machining' Narosa Publishing House, 2011
4. Jain V.K., Advanced Machining Processes, Allied Publishers, Delhi, 2002
5. Jain V. K., Micro Manufacturing Processes, CRC Press, Taylor & Francis Group, 2012
6. Janocha H., Actuators – Basics and applications, Springer publishers – 2012
7. Mcgeoug.J.A., Micromachining of Engineering Materials, CRC press 2001, ISBN-10:0824706447.
8. www.cmxr.com/industrial/
9. www.sciencemag.org.handbook

**CO-PO Mapping**

CO	PO					
	1	2	3	4	5	6
1	-	-	3	-	-	-
2	1	-	-	-	2	-
3	3	1	-	-	-	-
4	-	-	-	-	2	2
5	1	-	-	-	2	-
Avg	1.66	1	-	-	2	2

**MF4002**

**QUALITY AND RELIABILITY ENGINEERING**

**L T P C**

**3 0 0 3**

**OBJECTIVES:**

To make the students construct the various quality control charts for variables and attributes  
To study the various sampling plans

To make the students design for reliability  
To learn different methods of improving reliability  
To learn the basics of maintainability.

**UNIT I                    QUALITY & STATISTICAL PROCESS CONTROL                    9**  
Quality – Definition – Quality Assurance – Variation in process – Factors – process capability – control charts – variables X, R and X, - Attributes P, C and U-Chart tolerance design. Establishing and interpreting control charts – charts for variables – Quality rating – Short run SPC.

**UNIT II                    ACCEPTANCE SAMPLING                    9**  
Lot by lot sampling – types – probability of acceptance in single, double, multiple sampling plans – OC curves – Producer's risk and consumer's risk. AQL, LTPD, AOQL, Concepts – standard sampling plans for AQL and LTPD – use of standard sampling plans.

**UNIT III                    EXPERIMENTAL DESIGN AND TAGUCHI METHOD                    9**  
Fundamentals – factorial experiments – random design, Latin square design – Taguchi method – Loss function – experiments – S/N ratio and performance measure – Orthogonal array.

**UNIT IV                    CONCEPT OF RELIABILITY                    9**  
Definition – reliability vs quality, reliability function – MTBF, MTTR, availability, bathtub curve – time dependent failure models – distributions – normal, Weibull, lognormal – Reliability of system and models – serial, parallel and combined configuration – Markov analysis, load sharing systems, standby systems, covariant models, static models, dynamic models.

**UNIT V                    DESIGN FOR RELIABILITY AND MAINTAINABILITY                    9**  
Reliability design process, system effectiveness, economic analysis and life cycle cost, reliability allocation, design methods, parts and material selection, derating, stress-strength and analysis, failure analysis, identification determination of causes, assessments of effects, computation of criticality index, corrective action, system safety – analysis of down-time – the repair time distribution, stochastic point processes system repair time, reliability under preventive maintenance state dependent system with repair. MTTR – mean system down time, repair vs replacement, replacement models, proactive, preventive, predictive maintenance maintainability and availability, optimization techniques for system reliability with redundancy heuristic methods applied to optimal system reliability.

**TOTAL: 45 PERIODS**

**OUTCOMES:**

At the end of this course the students are exposed to the various quality control techniques, to understand the importance and concept of reliability and maintainability in industries.

- (1) Apply control chart techniques in production process
- (2) Understand inspection by sampling techniques
- (3) Able to do reliable design
- (4) Improve the availability of equipment through proper maintenance
- (5) Know how to improve the reliability

**REFERENCES:**

- 1. Amata Mitra "Fundamentals of Quality Control and improvement" Pearson Education, 2002.
- 2. Bester field D.H., "Quality Control" Prentice Hall, 1993.
- 3. Charles E Ebling, An Introduction to Reliability and Maintainability Engineering, Tata-McGraw Hill, 2000.
- 4. David J Smith, Reliability, Maintainability and Risk: Practical Methods for Engineers, Butterworth 2002.
- 5. Dhillon, Engineering Maintainability – How to design for reliability and easy maintenance, PHI, 2008.
- 6. Patrick D To' corner, Practical Reliability Engineering, John-Wiley and Sons Inc, 2002

**CO-PO Mapping**

CO	PO					
	1	2	3	4	5	6
1	1	-	3	2	1	1
2	-	-	-	3	-	-
3	-	-	-	2	-	2
4	1	-	3	-	2	-
5	-	-	-	2	-	1
Avg.	1	-	3	2.25	1.5	1.33

**MF4003 FINITE ELEMENT METHODS FOR MANUFACTURING ENGINEERING**

**L T P C  
3 0 0 3**

**OBJECTIVES:**

- (1) To familiarize the students with fundamentals of finite element method,
- (2) To study the fundamentals of one dimensional and two dimensional problems using FEA in manufacturing.
- (3) Acquaint students with finite element formulations and theories
- (4) Develop the ability to perform finite element analyses and evaluate the results of a select set of manufacturing processes,
- (5) Provide exposure to practical problems and their solutions, through simulations using the finite element software

**UNIT I INTRODUCTION**

**9**

Fundamentals – Initial, boundary and eigen value problems – weighted residual, Galerkin and Rayleigh Ritz methods - Integration by parts – Basics of variational formulation – Polynomial and Nodal approximation.

**UNIT II ONE DIMENSIONAL ANALYSIS**

**9**

Steps in FEM – Discretization. Interpolation, derivation of elements characteristic matrix, shape function, assembly and imposition of boundary conditions-solution and post processing – One dimensional analysis in solid mechanics and heat transfer.

**UNIT III SHAPE FUNCTIONS AND HIGHER ORDER FORMULATIONS**

**9**

Shape functions for one and two dimensional elements- Three noded triangular and four noded quadrilateral element Global and natural co-ordinates—Nonlinear analysis – Isoparametric elements – Jacobian matrices and transformations – Basics of two dimensional, plane stress, plane strain and axisymmetric analysis.

**UNIT IV COMPUTER IMPLEMENTATION**

**9**

Pre Processing, mesh generation, elements connecting, boundary conditions, input of material and processing characteristics – Solution and post processing – Overview of application packages – Development of code for one dimensional analysis and validation

**UNIT V ANALYSIS OF PRODUCTION PROCESSES**

**9**

FE analysis of metal casting – special considerations, latent heat incorporation, gap element – Time stepping procedures – Crank – Nicholson algorithm – Prediction of grain structure – Basic concepts of plasticity and fracture – Solid and flow formulation – small incremental deformation formulation – Fracture

criteria – FE analysis of metal cutting, chip separation criteria, incorporation of strain rate dependency – FE analysis of welding.

**TOTAL: 45 PERIODS**

**OUTCOMES :**

At the end of this course the students are highly confident in

- (1) Fundamentals of Finite Element Methods.
- (2) Perform one dimensional and Two-dimensional analysis using FEA
- (3) Perform finite element formulations to solve problems
- (4) perform finite element analyses and evaluate the results of a select set of manufacturing processes,
- (5) Provide simulations through FE Software

**REFERENCES:**

1. Bathe, K.J., Finite Element procedures in Engineering Analysis, 1990
2. Kobayash,S, Soo-ik-Oh and Altan,T, Metal Forming and the Finite Element Methods, Oxford University Press, 1989.
3. Lewis R.W. Morgan, K, Thomas, H.R. and Seetharaman, K.N. The Finite Element Method in Heat Transfer Analysis, John Wiley, 1994.
4. Rao, S.S., Finite Element method in engineering, Pergammon press, 2005.
5. Reddy, J.N. An Introduction to the Finite Element Method, McGraw Hill,2005.
6. Seshu P., Textbook of Finite Element Analysis, PHI Learning Pvt. Ltd, 2004.
7. www.pollockeng.com
8. www.tbook.com

**CO-PO Mapping**

CO	PO					
	1	2	3	4	5	6
1	1	-	-	-	-	2
2	2	-	-	3	-	-
3	-	-	3	2	-	-
4	2	-	-	3	-	-
5	-	-	-	-	2	1
Avg.	1.66	-	3	2.66	2	1.5

**MF4004**

**MATERIALS MANAGEMENT**

**L T P C**

**3 0 0 3**

**OBJECTIVES:**

To introduce the students

- (1) the various concepts of materials management
- (2) familiarize them with vendor development and rating
- (3) the various aspects of Logistics and storage
- (4) Planning and Forecasting of the need
- (5) Various aspects of Inventory management

**UNIT I INTRODUCTION**

**9**

Introduction to materials management – Objectives – Functions – Operating Cycle – Value analysis – Make or buy decisions.

**UNIT II MANAGEMENT OF PURCHASE 9**

Purchasing policies and procedures – Selection of sources of supply – Vendor development – Vendor evaluation and rating – Methods of purchasing – Imports – Buyer – Seller relationship – Negotiations.

**UNIT III MANAGEMENT OF STORES AND LOGISTICS 9**

Stores function – Location – Layout – Stock taking – Materials handling – Transportation – Insurance – Codification – Inventory pricing – stores management – safety – warehousing – Distribution linear programming – Traveling Salesman problems – Network analysis – Logistics Management.

**UNIT IV MATERIALS PLANNING 9**

Forecasting – Materials requirements planning – Quantity – Periodic – Deterministic models – Finite production.

**UNIT V INVENTORY MANAGEMENT 9**

ABC analysis – Aggregate planning – Lot size under constraints – Just in Time (JIT) system.

**TOTAL: 45 PERIODS**

**OUTCOMES:**

At the end of this course the students are

- (1) Familiarized with the various concepts and functions of material management
- (2) Able to handle the purchase and stores Independently
- (3) Understand Logistics and inventory pricing
- (4) Materials planning and periodic replenishment of material
- (5) Just in time techniques and inventory management

**REFERENCES**

1. Dr. R. Kesavan, C.Elanchezian and T.SundarSelwyn, Engineering Management – Eswar Press – 2005.
2. Dr.R. Kesavan, C.Elanchezian and B.Vijaya Ramnath, Production Planning and Control, Anuratha Publications, Chennai, 2008.
3. G. Reghuram, N. Rangaraj, Logistics and supply chain management – cases and concepts, Macmillan India Ltd., 2006.
4. Gopalakrishnan.P, Handbook of Materials Management, Prentice Hall of India, 2005.
5. Guptha P.K. and Heera, Operations Research, Suttan Chand & Sons, 2007.
6. Lamer Lee and Donald W.Dobler, Purchasing and Material Management, Text and cases, Tata McGraw Hill, 2006.

**CO-PO Mapping**

CO	PO					
	1	2	3	4	5	6
1	1	-	-	-	-	2
2	-	-	3	-	-	-
3	-	-	3	-	-	-
4	-	-	-	2	-	-
5	-	-	-	3	2	2
Avg.	1	-	3	2.5	2	2

**OBJECTIVES:**

- (1) To introduce the concepts of Ergonomics and to indicate the areas of Applications.
- (2) Identify ergonomic principles
- (3) to increase awareness of the need and role of ergonomics in occupational health
- (4) To inculcate analysing skills among the students with respect to work place design, working postures and lifting tasks.
- (5) To provide thorough knowledge about assessment about occupational exposure to heat stress, noise, vibrations

**UNIT I INTRODUCTION****9**

Concepts of human factors engineering and ergonomics – Man – machine system and design philosophy – Physical work – Heat stress – manual lifting – work posture – repetitive motion.

**UNIT II ANTHROPOMETRY****9**

Physical dimensions of the human body as a working machine – Motion size relationships – Static and dynamic anthropometry – Anthropometric aids – Design principles – Using anthropometric measures for industrial design – Procedure for anthropometric design.

**UNIT III DESIGN OF SYSTEMS****9**

Displays – Controls – Workplace – Seating – Work process – Duration and rest periods – Hand tool design – Design of visual displays – Design for shift work.

**UNIT IV ENVIRONMENTAL FACTORS IN DESIGN****9**

Temperature – Humidity – Noise – Illumination –Vibration – Measurement of illumination and contrast – use of photometers – Recommended illumination levels. The ageing eye – Use of indirect (reflected) lighting – cost efficiency of illumination – special purpose lighting for inspection and quality control – Measurement of sound – Noise exposure and hearing loss – Hearing protectors – analysis and reduction of noise – Effects of Noise on performance – annoyance of noise and interference with communication – sources of vibration discomfort.

**UNIT V WORK PHYSIOLOGY****9**

Provision of energy for muscular work – Role of oxygen physical exertion – Measurement of energy expenditure Respiration – Pulse rate and blood pressure during physical work – Physical work capacity and its evaluation.

**TOTAL: 45 PERIODS****OUTCOMES:**

At the end of this course the students are

- (1) updated with various concepts of Ergonomics
- (2) able to provide appropriate allowances for the jobs under analysis.
- (3) Students will be able to analyse and calculate the level of risk in a job causing stress, fatigue and musculoskeletal disorders and design appropriate work systems.
- (4) Students will be able to assess the occupational environmental factors like heat stress, noise, and vibration and RSPM level in the industry.
- (5) Maintain a comfortable environment in the work place

**REFERENCES:**

1. E.J. McCormic & Mark S. Sangers, Human factors in engineering design, McGraw Hill 2007
2. Martin Helander, A guide to the ergonomics of manufacturing, East West press, 2007

3. R.S. Bridger Introduction to Ergonomics, McGraw Hill, 1995.

### CO-PO Mapping

CO	PO					
	1	2	3	4	5	6
1	2	-	-	-	-	-
2	-	-	-	3	-	1
3	1	-	2	-	-	-
4	-	-	2	3	2	-
5	1	-	1	2	-	2
Avg.	1.33	-	1.66	2.66	2	1.5

**MF4006**

**POLYMERS AND COMPOSITE MATERIALS**

**L T P C**  
**3 0 0 3**

#### OBJECTIVES:

- (1) To impart knowledge on various polymer processing techniques
- (2) To learn about various fibre, Matrix materials and their properties
- (3) To learn the methods by which Polymer matrix composites are made
- (4) To study about the composites used for High temperature applications
- (5) To study the behaviour of reinforcements in MMC and PMC

#### UNIT I PROCESSING OF POLYMERS

**9**

Chemistry and Classification of Polymers – Properties of Thermo plastics – Properties of Thermosetting Plastics - Extrusion – Injection Moulding – Blow Moulding – Compression and Transfer Moulding – Casting – Thermo Forming. General Machining properties of Plastics – Machining Parameters and their effect – Joining of Plastics – Thermal bonding – Applications.

#### UNIT II FIBERS AND MATRIX MATERIALS

**9**

Fibers – Fabrication, Structure, properties and applications – Glass fiber, Boron fiber, carbon fiber, organic fiber, ceramic and metallic fibres - whiskers–Fabrication of Matrix materials – polymers, metals and ceramics and their properties – interfaces – Wettability – Types of bonding at the interface – Tests for measuring interfacial strength - Physical and chemical properties.

#### UNIT III PROCESSING OF POLYMER MATRIX COMPOSITES

**9**

Thermoset matrix composites: hand layup, spray, filament winding, Pultrusion, resin transfer moulding, autoclave moulding - bag moulding, compression moulding with Bulk Moulding Compound and sheet Moulding Compound – thermoplastic matrix composites – film stacking, diaphragm forming, thermoplastic tape laying, injection moulding – interfaces in PMCs - structure, properties and application of PMCs – recycling of PMCs.

#### UNIT IV PROCESSING OF METAL MATRIX COMPOSITES

**9**

Metallic matrices: aluminium, titanium, magnesium, copper alloys – processing of MMCs: liquid state, Solid state, in situ fabrication techniques – diffusion bonding – powder metallurgy techniques- interfaces in MMCs – mechanical properties – machining of MMCs – Applications.

#### UNIT V PROCESSING OF CERAMIC MATRIX COMPOSITES AND

## CARBON-CARBON COMPOSITES

9

Processing of CMCs: cold pressing, sintering, reaction bonding, liquid infiltration, lanxide process – in situ chemical reaction techniques: chemical vapour deposition, chemical vapour impregnation, sol-gel – interfaces in CMCs – mechanical properties and applications of CMCs – Carbon-carbon Composites – applications.

**TOTAL: 45 PERIODS**

### OUTCOMES:

At the end of this course the students are expected

- To study matrix material, reinforcements of polymer matrix composites, MMC and ceramic matrix composites.
- To develop knowledge on processing, interfacial properties and application of composites.
- To have ability to develop new fibre or reinforcement materials
- To differentiate between the composites used in room temperature and High temperature applications

### REFERENCES:

1. ASM Handbook – Composites, Vol-21, 2001, ISBN: 978-0-87170-703-1.
2. Harold Belofsky, Plastics, Product Design and Process Engineering, Hanser Publishers, 2002.
3. Jamal Y. Sheikh-Ahmad, Machining of Polymer Composites, Springer, USA, 2009. ISBN: 978-0-387-35539-9.
4. Krishnan K Chawla, Composite Materials: Science and Engineering, International Edition, Springer, 2012, ISBN:978-0-387-74364-6.
5. Mallick P.K., Fiber Reinforced Composites: Materials, Manufacturing and Design, CRC press, New Delhi, 2010, ISBN:0849342058.
6. Mallick, P.K. and Newman.S., Composite Materials Technology, Hanser Publishers, 2003.
7. Said Jahanmir, Ramulu M. and Philp Koshy, Machining of Ceramics and Composites, Marcel Dekker Inc., New York, 1999, ISBN: 0-8247-0178-x.
8. Seamour, E.B. Modern Plastics Technology, Prentice Hall, 2002

### CO-PO Mapping

CO	PO					
	1	2	3	4	5	6
1	1	-	-	3	-	1
2	-	-	1	2	-	-
3	-	-	3	-	2	-
4	1	-	-	-	2	-
5	-	-	1	3	-	1
Avg.	1	-	1.66	2.66	2	1

MF4092

**NON-DESTRUCTIVE TESTING**

**L T P C**

**3 0 0 3**

### OBJECTIVES:

- (1) To stress the importance of NDT in Engineering.
- (2) To select the appropriate NDT Technique
- (3) To familiarize with different NDT Technique
- (4) To impart various knowledge to check the weld quality of various structures, pressure vessels
- (5) Compare the merits of various NDT Techniques

### UNIT I **NON-DESTRUCTIVE TESTING: AN INTRODUCTION, VISUAL INSPECTION & LIQUID PENETRANT TESTING**

**9**

Introduction to various non-destructive methods, Comparison of Destructive and Non-destructive Tests, Visual Inspection, Optical aids used for visual inspection, Applications.



Physical principles, procedure for penetrant testing, Penetrant testing materials, Penetrant testing methods- water washable, Post – Emulsification methods, Applications

**UNIT II EDDY CURRENT TESTING & ACOUSTIC EMISSION 9**

Principles, Instrumentation for ECT, Absolute, differential probes, Techniques – High sensitivity techniques, Multi frequency, Phased array ECT, Applications.

Principle of AET, Instrumentation, Applications - testing of metal pressure vessels, Fatigue crack detection in aerospace structures.

**UNIT III MAGNETIC PARTICLE TESTING & THERMOGRAPHY 9**

Principle of MPT, procedure used for testing a component, Equipment used for MPT, Magnetizing techniques, Applications.

Principle of Thermography, Infrared Radiometry, Active thermography measurements, Applications – Imaging entrapped water under an epoxy coating, Detection of carbon fiber contaminants.

**UNIT IV ULTRASONIC TESTING 9**

Principle, Ultrasonic transducers, Ultrasonic Flaw detection Equipment, Modes of display A- scan, B-Scan, C-Scan, Applications, Inspection Methods - Normal Incident Pulse-Echo Inspection, Normal Incident Through-transmission Testing, Angle Beam Pulse-Echo testing, TOFD Technique, Applications of Normal Beam Inspection in detecting fatigue cracks, Inclusions, Slag, Porosity and Intergranular cracks - Codes, standards, specification and procedures and case studies in ultrasonics test.

**UNIT V RADIOGRAPHY 9**

Principle of Radiography, x-ray and gamma ray sources- safety procedures and standards, Effect of radiation on Film, Radiographic imaging, Inspection Techniques – Single wall single image, Double wall Penetration, Multiwall Penetration technique, Real Time Radiography - Codes, standards, specification and procedures and case studies in Radiography test.

Case studies on defects in cast, rolled, extruded, welded and heat-treated components - Comparison and selection of various NDT techniques

**TOTAL: 45 PERIODS**

**OUTCOMES:**

At the end of this course the students

- (1) Realize the importance of various NDT Techniques
- (2) Are expected to have hands on experience on all types of NDT techniques
- (3) Will choose appropriate technique for testing
- (4) Will Compare the merits of various NDT Techniques
- (5) Characterize the flaws and defects and provide solutions

**REFERENCES:**

1. Baldev Raj, Jeyakumar,T., Thavasimuthu,M., “Practical Non Destructive Testing” Narosa publishing house, New Delhi, 2002
2. Krautkramer. J., “Ultra Sonic Testing of Materials”, 1<sup>st</sup> Edition, Springer – Verlag Publication, New York, 1996.
3. Peter J. Shull “Non-Destructive Evaluation: Theory, Techniques and Application” Marcel Dekker, Inc., New York, 2002
4. www.ndt.net

**CO-PO Mapping**

CO	PO					
	1	2	3	4	5	6

1	1	-	-	-	-	-
2	-	-	3	-	-	1
3	-	-	-	2	-	-
4	-	-	-	-	1	-
5	1	-	-	2	-	1
<b>Avg.</b>	1	-	3	2	1	1

**MF4007**

**LEAN MANUFACTURING**

**L T P C**  
**3 0 0 3**

**OBJECTIVE:**

- (1) To implement lean manufacturing concepts in the factories.
- (2) Understand the distinction between mass and lean production and to be able to assess the difference in a manufacturing environment
- (3) Understand the various elements of Lean systems
- (4) Learn the importance of JIT
- (5) Understand the various Inspection systems and effectively plan for a Lean system

**UNIT I INTRODUCTION:**

**9**

The mass production system – Origin of lean production system – Necessity – Lean revolution in Toyota – Systems and systems thinking – Basic image of lean production – Customer focus – Muda (waste).

**UNIT II STABILITY OF LEAN SYSTEM:**

**9**

Standards in the lean system – 5S system – Total Productive Maintenance – standardized work – Elements of standardized work – Charts to define standardized work – Man power reduction – Overall efficiency – standardized work and Kaizen – Common layouts.

**UNIT III JUST IN TIME**

**9**

Principles of JIT – JIT system – Kanban – Kanban rules – Expanded role of conveyance – Production levelling – Pull systems – Value stream mapping.

**UNIT IV JIDOKA (AUTOMATION WITH A HUMAN TOUCH**

**9**

Jidoka concept – Poka-Yoke (mistake proofing) systems – Inspection systems and zone control – Types and use of Poka-Yoke systems – Implementation of Jidoka.

**UNIT V WORKER INVOLVEMENT AND SYSTEMATIC PLANNING METHODOLOGY**

**9**

Involvement – Activities to support involvement – Quality circle activity – Kaizen training - Suggestion Programmes – Hoshin Planning System (systematic planning methodology) – Phases of Hoshin Planning – Lean culture

**TOTAL: 45 PERIODS**

**OUTCOMES:**

The student will be competent

- (1) To know the necessity for a Lean Manufacturing system
- (2) To Differentiate between the conventional Mass production system with Lean system
- (3) In effectively implement the principles of JIT
- (4) To apply the Inspection tools effectively in the Lean systems
- (5) To apply Hoshin planning system to create a Lean culture in Industry

**REFERENCES**

1. Dennis P., "Lean Production Simplified: A Plain-Language Guide to the World's Most Powerful Production System", (Second edition), Productivity Press, New York, 2007.
2. Liker, J., "The Toyota Way: Fourteen Management Principles from the World's Greatest Manufacturer", McGraw Hill, 2004.
3. Michael, L.G., "Lean Six SIGMA: Combining Six SIGMA Quality with Lean Production Speed", McGraw Hill, 2002.
4. Ohno, T., "Toyota Production System: Beyond Large-Scale Production", Taylor & Francis, Inc., 1988.
5. Rother, M., and Shook, J., "Learning to See: Value Stream Mapping to Add Value and Eliminate MUDA", Lean Enterprise Institute, 1999.

### CO-PO Mapping

CO	PO					
	1	2	3	4	5	6
1	1	-	-	-	-	-
2	-	1	3	-	1	-
3	-	-	3	-	-	-
4	1	-	-	2	-	1
5	1	2	-	-	2	2
Avg.	1	1.5	3	2	1.5	1.5

**MF4008**

**ROBOT DESIGN AND PROGRAMMING**

**L T P C**  
**3 0 0 3**

**OBJECTIVES:**

- (1) To impart knowledge about different types of robots and configuration
- (2) To gain fundamental knowledge on robot manipulators.
- (3) To provide a brief knowledge on geometry, kinematics, dynamics, motion planning and control
- (4) To impart knowledge in Robot designing and programming
- (5) To familiarize with sensors and actuators used in robots

**UNIT I INTRODUCTION**

**9**

Definition, Need Application, Types of robots – Classifications – Configuration, work volume, control loops, controls and intelligence, specifications of robot, degrees of freedoms, end effectors – types, selection applications.

**UNIT III ROBOT KINEMATICS**

**9**

Introduction – Matrix representation Homogeneous transformation, forward and inverse – Kinematic equations, Denvit – Hartenbers representations – Inverse Kinematic relations. Fundamental problems with D-H representation, differential motion and velocity of frames – Jacobian, Differential Charges between frames:

**UNIT III ROBOT DYNAMICS AND TRAJECTORY PLANNING**

**9**

Lagrangeon mechanics, dynamic equations for sing, double and multiple DOF robots – static force analysis of robots, Trajectory planning – joint space, Cartesian space description and trajectory planning – third order, fifth order - Polynomial trajectory planning, Machine Vision

**UNIT IV ROBOT PROGRAMMING & AI TECHNIQUES 9**  
 Types of Programming – Teach Pendant programming – Basic concepts in A1 techniques – Concept of knowledge representations – Expert system and its components.

**UNIT V ROBOT SENSORS AND ACTUATORS 9**  
 Design of Robots – characteristics of actuating systems, comparison, microprocessors control of electric motors, magnetostrictive actuators, shape memory type metals, sensors, position, velocity, force, temperature, pressure sensors – Contact and non-contact sensors, infrared sensors, RCC, vision sensors.

**TOTAL: 45 PERIODS**

**OUTCOMES:**

At the end of this course the students are expected

- (1) Classify and configure robots
- (2) Apply the kinematic arrangement of robots and its applications in the area of manufacturing sectors
- (3) To select sensors for different application
- (4) To build a robot for any type of application
- (5) To develop and Expert system

**REFERENCES:**

1. Gordon Mair, 'Industrial Robotics', Prentice Hall (U.K.) 1988
2. Groover.M.P. Industrial Robotics, McGraw – Hill International edition, 1996.
3. Saeed.B. Niku, 'Introduction to Robotics, Analysis, system, Applications', Pearson educations, 2002
4. Wesley E Snyder R, 'Industrial Robots, Computer Interfacing and Control', Prentice Hall International Edition, 1988.

**CO-PO Mapping**

CO	PO					
	1	2	3	4	5	6
1	1	-	2	-	-	-
2	-	-	-	3	3	-
3	-	-	3	2	-	-
4	1	-	-	2	-	-
5	1	-	2	-	-	2
Avg	1	-	2.33	2.33	3	1

**MF4009**

**MEMS AND NANOTECHNOLOGY**

**L T P C**

**3 0 0 3**

**OBJECTIVES:**

- (1) To inspire the students to expect to the trends in manufacturing of micro components
- (2) Familiarise the students with various fabrication techniques for micro components.
- (3) Acquaint them with various sensors and actuators
- (4) Introduce them the various methods of developing nano materials
- (5) Make them understand characterization tools

**UNIT I OVER VIEW OF MEMS AND MICROSYSTEMS 9**  
 Definition – historical development – properties, design and fabrication micro-system, microelectronics, working principle, applications and advantages of micro system. Substrates and wafers, silicon as substrate material, mechanical properties of Si, Silicon Compounds - silicon piezo resistors, Gallium arsenide, quartz, polymers for MEMS, conductive polymers.

**UNIT II FABRICATION PROCESSES AND MICRO SYSTEM PACKAGING 9**

Photolithography, photo resist applications, light sources, ion implantation, diffusion–Oxidation - thermal oxidation, silicon dioxide, chemical vapour deposition, sputtering - deposition by epitaxy – etching – bulk and surface machining – LIGA process – LASER, Electron beam, Ion beam processes – Mask less lithography. Micro system packaging –packaging design– levels of micro system packaging -die level, device level and system level – interfaces in packaging – packaging technologies- Assembly of Microsystems

**UNIT III MICRO DEVICES 9**

Sensors – classification – signal conversion ideal characterization of sensors micro actuators, mechanical sensors – measurands - displacement sensors, pressure sensor, flow sensors, Accelerometer, chemical and bio sensor - sensitivity, reliability and response of micro-sensor - micro actuators – applications.

**UNIT IV SCIENCE AND SYNTHESIS OF NANO MATERIALS 9**

Classification of nano structures – Effects of nano scale dimensions on various properties – structural, thermal, chemical, magnetic, optical and electronic properties fluid dynamics –Effect of nano scale dimensions on mechanical properties - vibration, bending, fracture  
Nanoparticles, Sol-Gel Synthesis, Inert Gas Condensation, High energy Ball Milling, Plasma Synthesis, Electro deposition and other techniques. Synthesis of Carbon nanotubes – Solid carbon source-based production techniques – Gaseous carbon source-based production techniques – Diamond like carbon coating. Top down and bottom up processes.

**UNIT V CHARACTERIZATION OF NANO MATERIALS 9**

Nano-processing systems – Nano measuring systems – characterization – analytical imaging techniques – microscopy techniques, electron microscopy scanning electron microscopy, confocal LASER scanning microscopy - transmission electron microscopy, transmission electron microscopy, scanning tunnelling microscopy, atomic force microscopy, diffraction techniques – spectroscopy techniques – Raman spectroscopy, 3D surface analysis – Mechanical, Magnetic and thermal properties – Nano positioning systems.

**TOTAL: 45 PERIODS**

**OUTCOMES:**

At the end of this course the students are expected

- (1) Realise the need of micro electromechanical systems.
- (2) Develop a knowledge to select a sensor for an application
- (3) Develop a nano material
- (4) characterize the Nano material
- (5) Develop an Electromechanical systems

**REFERENCES:**

1. Charles P Poole, Frank J Owens, Introduction to Nano technology, John Wiley and Sons, 2003
2. Julian W. Hardner Micro Sensors, Principles and Applications, CRC Press 1993.
3. Mark Madou , Fundamentals of Microfabrication, CRC Press, New York, 1997.
4. Mohamed Gad-el-Hak, MEMS Handbook, CRC press, 2006, ISBN : 8493-9138-5
5. Norio Taniguchi, Nano Technology, Oxford University Press, New York, 2003
6. Sami Franssila, Introduction to Micro fabrication, John Wiley & sons Ltd, 2004. ISBN:470-85106-6
7. Tai – Ran Hsu, MEMS and Microsystems Design and Manufacture, Tata-McGraw Hill, New Delhi, 2002.
8. Waqar Ahmed and Mark J. Jackson, Emerging Nanotechnologies for Manufacturing, Elsevier Inc.,2013,ISBN : 978-93-82291-39-8

CO	PO					
	1	2	3	4	5	6
1	1	-	-	2	-	1
2	1	-	-	2	2	-
3	-	-	3	2	-	-
4	-	-	3	2	-	-

5	-	-	-	2	2	2
Avg	1	-	3	2	2	1.5

**CM4091 GREEN MANUFACTURING** **L T P C**  
**3 0 0 3**

**COURSE OBJECTIVES**

1. To expose the students to the basics of environmental sustainability and impact assessment objectives.
2. To incorporate knowledge about the environmental based improvements towards lean manufacturing systems.
3. To analyze various machineries with intent to conserve energy
4. To analyze hazardous and solid wastes with intent to point out areas of adverse environmental impact and how this impact could be minimized or prevented.
5. To impart the knowledge about the need, procedure and benefits of Green-Co rating.

**UNIT – I ENVIRONMENTAL SUSTAINABILITY AND IMPACT ASSESSMENT 9**  
Environmental impact assessment objectives – Legislative development – European community directive – Hungarian directive. Strategic environmental assessment and sustainability appraisal. Regional spatial planning and environmental policy.

**UNIT – II LEAN MANUFACTURING AND GREEN ENERGY SYSTEM 9**  
Conventional Manufacturing versus Lean Manufacturing – Principles of Lean Manufacturing. World energy consumption – Greenhouse effect, Global warming. Energy conservation and measurement principles with their applicability in engineering and process industries.

**UNIT – III ENERGY SAVING MACHINERY AND COMPONENTS 9**  
Electricity Billing: Components and Costs – kVA – Need and Control – Determination of kVA demand and Consumption. Selection of fans, pumps and Compressors – Performance Evaluation – Cause for inefficient operation – scope for energy conservation.

**UNIT – IV HAZARDOUS AND SOLID WASTE MANAGEMENT 9**  
Hazardous waste: definition, terminology, classification and Sources – Need for hazardous waste management: Need, Handling, methods of collection, storage and transport with suitable examples. Solid waste management: Need, Waste prevention and Life cycle assessment. Collection, storage, reuse and recycling of solid waste with suitable examples.

**UNIT – V GREEN CO-RATING 9**  
Ecological Footprint - Need for Green Co-Rating – Green Co-Rating System – Intent – System Approach – Weightage- Assessment Process – Types of Rating – Green Co-Benefits – Case Studies of Green Co-Rating.

**TOTAL: 45 PERIODS**

**COURSE OUTCOMES:**

Upon completion of this course, the students will be able to:

**CO1:** Understand the Concepts of environmental sustainability and environmental impact assessment objectives

**CO2:** Apply suitable schemes towards design of green manufacturing requirements.

**CO3:** Analyze manufacturing processes towards conservation of energy.

**CO4:** Analyze manufacturing processes towards minimization or prevention of hazardous and solid wastes.

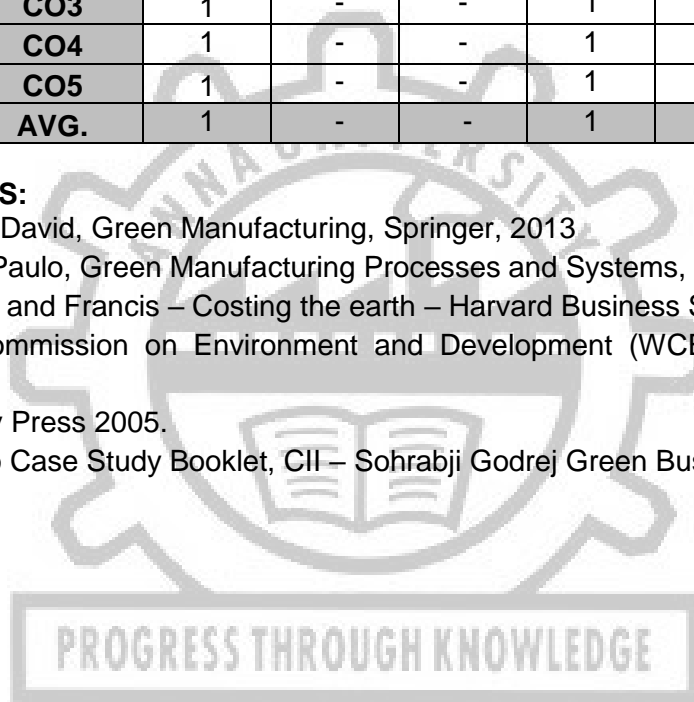
**CO5:** Acquire Knowledge of green co-rating and its benefits are well known to the students.

**CO-PO MAPPING:**

Course Outcomes	PO					
	PO1	PO2	PO3	PO4	PO5	PO6
CO1	1	-	-	1	1	1
CO2	1	-	-	1	1	1
CO3	1	-	-	1	1	1
CO4	1	-	-	1	1	1
CO5	1	-	-	1	1	1
AVG.	1	-	-	1	1	1

**REFERENCES:**

1. Dornfield David, Green Manufacturing, Springer, 2013
2. Davim J Paulo, Green Manufacturing Processes and Systems, Springer, 2013
3. Cairncross and Francis – Costing the earth – Harvard Business School Press – 2009
4. World Commission on Environment and Development (WCED), Our Common Future, Oxford University Press 2005.
5. University Press 2005.
6. Green Co Case Study Booklet, CII – Sohrabji Godrej Green Business Centre, 2015

**MF4010****COMPUTER AIDED PRODUCT DESIGN****L T P C**  
**3 0 0 3****OBJECTIVES:**

- (1) To Learn the basic concepts of Designing and Drafting.
- (2) To Learn the computer aided modelling and various concepts of product design.
- (3) Integrating CAE, CAD, CAM tools in product design and assess the quality and performance of products.
- (4) To learn reliability and Maintainability concepts.
- (5) To learn the failure analysis tools for improvement

**UNIT I****INTRODUCTION****9**





**OBJECTIVES:**

- (1) To introduce the process planning concepts and its necessity
- (2) Economical planning of tools and equipment requirement
- (3) Differentiate between cost accounting and cost estimation
- (4) Cost Estimation and analysis
- (4) To estimate time for various machining operations

**UNIT I INTRODUCTION TO PROCESS PLANNING****9**

Introduction- methods of process planning-Drawing Interpretation-Material evaluation – steps in process selection, Production equipment and tooling selection

**UNIT II PROCESS PLANNING ACTIVITIES****9**

Process parameters calculation for various production processes-Selection jigs and fixtures election of quality assurance methods – Set of documents for process planning-Economics of process planning- case studies

**UNIT III INTRODUCTION TO COST ESTIMATION****9**

Importance of costing and estimation –methods of costing-elements of cost estimation –Types of estimates – Estimating procedure- Estimation labor cost, material cost- allocation of overhead charges- Calculation of depreciation cost

**UNIT IV PRODUCTION COST ESTIMATION****9**

Estimation of Different Types of Jobs – Estimation of Forging Shop, Estimation of Welding Shop, Estimation of Foundry Shop

**UNIT V MACHINING TIME CALCULATION****9**

Estimation of Machining Time – Importance of Machine Time Calculation- Calculation of Machining Time for Different Lathe Operations, Drilling and Boring – Machining Time Calculation for Milling, Shaping and Planning -Machining Time Calculation for Grinding

**TOTAL: 45 PERIODS**

**OUTCOMES:**

- (1) Explain the concept of selection and steps in process planning, tooling, equipment selection and material evaluation
- (2) Calculate process parameters and select Jig, Fixtures and quality assurance methods
- (3) Apply the methods of costing and to explain the concept of estimation.
- (4) Compute the cost of the product in various shops of production.
- (5) Calculate the machining time for various operation

**REFERENCES:**

1. Chitale A.V. and Gupta R.C., "Product Design and Manufacturing", 2nd Edition, PHI, 2002.
2. Ostwalal P.F. and Munez J., "Manufacturing Processes and systems", 9th Edition, John Wiley, 1998.
3. Peter scalon, "Process planning, Design/Manufacture Interface", Elsevier science technology Books, Dec 2002.
4. Russell R.S and Tailor B.W, "Operations Management", 4th Edition, PHI, 2003.

**CO-PO Mapping**

CO	PO					
	1	2	3	4	5	6
1	1	-	2	-	-	1
2	2	-	-	3	-	2
3	-	1	2	-	-	-
4	1	-	3	2	1	2
5	1	1	-	3	-	3
Avg.	1.66	1	2.33	2.66	1	2

**MF4091****MANUFACTURING MANAGEMENT**

<b>L</b>	<b>T</b>	<b>P</b>	<b>C</b>
<b>3</b>	<b>0</b>	<b>0</b>	<b>3</b>

**OBJECTIVES**

1. Students will be able to study the concepts in facility planning.
2. Students will be able to study types of plant layout and capacity planning methods.
3. Students will be able to study the concepts of Project management.
4. Students will be able to study the concepts and methods in production planning and control.
5. Students will be able to study the concepts in Inventory and maintenance management.

**UNIT-I FACILITY PLANNING****9**

Facility planning – Factors affecting selection of plant location, Factor rating analysis: Break – even analysis, Load distance model, closeness ratings – case study

**UNIT-II CAPACITY & LAYOUT PLANNING****9**

Types of plant layout, criteria for good layout, Process layout, Assembly line balancing. Computer based solutions to layout problems such as CRAFT, ALDEP, CORELAP and PREP. Capacity planning – Analysis of designed capacity, installed capacity, commissioned capacity, utilized capacity, factors affecting productivity and capacity expansion strategies.

**UNIT-III PROJECT MANAGEMENT****9**

Demand forecasting – Quantitative and qualitative techniques, measurement of forecasting errors, Project management – its role in functional areas of management, network representation of a project, CPM and PERT techniques – case study

**UNIT-IV PRODUCTION PLANNING & CONTROL 9**

Aggregate production planning, production planning strategies, Disaggregating the aggregate plan, Materials Requirement Planning (MRP), MRP-II, Supply chain management, Operation scheduling, prioritization.

**UNIT-V INVENTORY AND MAINTENANCE MANAGEMENT 9**

Introduction to EOQ models, Inventory control techniques – ABC, FSN, VED etc. Types of inventory control – Perpetual, two-bin and periodic inventory system – JIT, SMED, Kanban, Zero inventory, Maintenance strategies and planning, Maintenance economics: quantitative analysis, optimal number of machines, Replacement strategies and policies – economic service life, opportunity cost, replacement analysis using specific time period.

**TOTAL =45 PERIODS**

**COURSE OUTCOMES:**

On Completion of the course the student will be able to

1. Able to acquire knowledge on facility, and problems associated with it.
2. Ability to learn the various capacity and layout planning models
3. Understand the concepts of demand forecasting and project management with relevant case studies.
4. Able to understand the concepts of production planning and scheduling.
5. Understand the various inventory and maintenance management techniques.

	PO					
	1	2	3	4	5	6
CO1	2	1			1	
CO2	2	1			1	
CO3	2	1			1	
CO4	2	1				
CO5	2	1				
Avg	(10/5)=2	(5/5)=1			(3/3)=1	

## REFERENCES:

1. Chary, SN, "Production and Operations Management", 4th Edition, SIE, TMH, 2009.
2. Chase. RB, N. J. Aquilano, & F. R. Jacobs, "Operations Management – For Competitive Advantage", 11th Edition, SIE, TMH, 2007.
3. James. B. Dilworth, "Operations Management – Design, Planning and Control for Manufacturing and Services", McGraw Hill Inc. Management Series, 1992.
4. KanishkaBedi, "Production and Operations Management", 2 nd Edition, Oxford Higher Education, 2007
5. Lee. J. Krajewski, L. P. Ritzman, & M. K. Malhotra, "Operations Management – Process and Value Chains", 8th Edition, PHI/Pearson Education, 2007.
6. MelnykDenzler, "Operations Management – A Value Driven Approach", Irwin McGraw Hill 1996.
7. Pannererselvam, R "Production and Operations Management", 3rd Edition, PHI, 2012.

MF4012

NANOTECHNOLOGY

3 0 0 3

L T P C

## OBJECTIVES:

The course is aimed to

- (1) Offer an overview on properties of Nanomaterials in their design and fabrication.
- (2) Inculcate insight of the nano defects and doping effects of Nanomaterials in their design fabrication.
- (3) Educate them on various nano structuring processes and recent trends
- (4) Provide them with knowledge of nanostructure classification and various synthetic approaches.
- (5) Make them understand various Nanomaterial characterization techniques

## UNIT I OVER VIEW OF NANOTECHNOLOGY

9

Definition – historical development – properties, design and fabrication Nanosystems, working principle ,applications and advantages of nano system. Nanomaterials – ordered oxides – Nano arrays – potential health effects

## UNIT II NANODEFECTS, NANO PARTICLES AND NANOLAYERS

9

Nano defects in crystals – applications – Nuclear Track nano defects. Fabrication of nano particles – LASER ablation – sol gels – precipitation of quantum dots. Nano layers – PVD, CVD, Epitaxy and ion implantation – formation of Silicon oxide- chemical composition – doping properties – optical properties

## UNIT III NANOSTRUCTURING

9

Nanophotolithography – introduction – techniques – optical – electron beam – ion beam – X-ray and Synchrotron – nanolithography for microelectronic industry – nano-polishing of Diamond – Etching of Nano structures – Nano imprinting technology – Focused ion beams - LASER interference Lithography nanoarrays –Near-Field Optics - case studies and Trends

**UNIT IV SCIENCE AND SYNTHESIS OF NANO MATERIALS****9**

Classification of nano structures – Effects of nano scale dimensions on various properties – structural, thermal, chemical, magnetic, optical and electronic properties fluid dynamics –Effect of nano scale dimensions on mechanical properties - vibration, bending, fracture

Nanoparticles, Sol-Gel Synthesis, Inert Gas Condensation, High energy Ball Milling, Plasma Synthesis, Electro deposition and other techniques. Synthesis of Carbon nanotubes – Solid carbon source-based production techniques – Gaseous carbon source-based production techniques – Diamond like carbon coating. Top down and bottom up processes.

**UNIT V CHARACTERIZATION OF NANO MATERIALS****9**

Nano-processing systems – Nano measuring systems – characterization – analytical imaging techniques – microscopy techniques, electron microscopy scanning electron microscopy, confocal LASER scanning microscopy - transmission electron microscopy, transmission electron microscopy, scanning tunnelling microscopy, atomic force microscopy, diffraction techniques – spectroscopy techniques – Raman spectroscopy, 3D surface analysis – Mechanical, Magnetic and thermal properties – Nano positioning systems.

**TOTAL: 45 PERIODS****OUTCOMES:**

At the end of this course the students are expected

- (1) Obtain the knowledge on Nano systems and its applications.
- (2) Gain the fundamentals of nano defects and properties.
- (3) Acquire knowledge about nano structuring and fabrication techniques
- (4) Apply the concepts and techniques to design various nanomaterial-based devices
- (5) Aware of various morphological techniques and selecting appropriate tools for their future research.

**REFERENCES:**

1. Charles P Poole, Frank J Owens, Introduction to Nano technology, John Wiley and Sons, 2003
2. Fahrner W.R., Nanotechnology and Nanoelectronics, Springer (India) Private Ltd., 2011.
3. Julian W. Hardner Micro Sensors, Principles and Applications, CRC Press 1993.
4. Mark Madou , Fundamentals of Microfabrication, CRC Press, New York, 1997.
5. Mohamed Gad-el-Hak, MEMS Handbook, CRC press, 2006, ISBN: 8493-9138-5
6. Norio Taniguchi, Nano Technology, Oxford University Press, New York, 2003
7. Sami Franssila, Introduction to Micro fabrication, John Wiley & sons Ltd, 2004. ISBN:470-85106-6
8. Tai – Ran Hsu, MEMS and Microsystems Design and Manufacture, Tata-McGraw Hill, New Delhi, 2002.
9. Waqar Ahmed and Mark J. Jackson, Emerging Nanotechnologies for Manufacturing, Elsevier Inc.,2013, ISBN: 978-93-82291-39-8

## CO-PO Mapping

CO	PO					
	1	2	3	4	5	6
1	1	-	-	-	-	1
2	1	-	2	-	-	-
3	2	-	3	2	2	-
4	1	-	-	-	2	1
5	1	1	-	-	3	2
Avg.	1.2	1	2.5	2	2.33	1.33

### MF4013 MATERIALS TESTING AND CHARACTERIZATION TECHNIQUES L T P C 3 0 0 3

#### OBJECTIVE:

- (1) Make them acquainted with microscopic techniques to analyse crystal structures
- (2) Acquire an understanding on the electron microscopic techniques for characterization
- (3) Gain a fundamental on chemical and thermal analysis
- (4) Provide the knowledge on various static methods to characterize materials
- (5) Study the failure of materials under stress

#### UNIT I MICRO AND CRYSTAL STRUCTURE ANALYSIS 9

Principles of Optical Microscopy – Specimen Preparation Techniques – Polishing and Etching – Polarization Techniques – Quantitative Metallography – Estimation of grain size – ASTM grain size numbers – Microstructure of Engineering Materials - Elements of Crystallography – X- ray Diffraction – Bragg’s law – Techniques of X-ray Crystallography – Debye – Scherer camera – Geiger Diffractometer – analysis of Diffraction patterns – Inter planer spacing – Identification of Crystal Structure, Elements of Electron Diffraction.

#### UNIT II ELECTRON MICROSCOPY 9

Interaction of Electron Beam with Materials – Transmission Electron Microscopy – Specimen Preparation – Imaging Techniques – BF & DF – SAD – Electron Probe Microanalysis – Scanning Electron Microscopy – Construction & working of SEM – various Imaging Techniques – Applications- Atomic Force Microscopy- Construction & working of AFM - Applications.

#### UNIT III CHEMICAL AND THERMAL ANALYSIS 9

Basic Principles, Practice and Applications of X-Ray Spectrometry, Wave Dispersive X-Ray Spectrometry, Auger Spectroscopy, Secondary Ion Mass Spectroscopy, Fourier Transform Infra-Red Spectroscopy (FTIR)- Proton Induced X-Ray Emission Spectroscopy, Differential Thermal Analysis, Differential Scanning Calorimetry (DSC) And Thermo Gravimetric Analysis (TGA)

#### UNIT IV MECHANICAL TESTING – STATIC TESTS 9

Hardness – Brinell, Vickers, Rockwell and Micro Hardness Test – Tensile Test – Stress – Strain plot – Proof Stress – Torsion Test - Ductility Measurement – Impact Test – Charpy & Izod – DWTT - Fracture Toughness Test, Codes and standards for testing metallic and composite materials.

#### UNIT V MECHANICAL TESTING – DYNAMIC TESTS 9

Fatigue – Low & High Cycle Fatigues – Rotating Beam & Plate Bending HCF tests – S-N curve – LCF tests – Crack Growth studies – Creep Tests – LM parameters – AE Tests-modal analysis - Applications of Dynamic Tests.

**TOTAL: 45 PERIODS**

**OUTCOMES:**

- 1) At the end of this course the students are expected
- 2) to be knowledgeable in microstructure evaluation, crystal structure analysis,
- 3) to take images in electron microscopy and process those images,
- 4) to do Chemical Thermal Analysis,
- 5) Analyse the results of static and dynamic mechanical testing.

**REFERENCES:**

1. ASM Hand book-Materials characterization, Vol – 10, 2004.
2. Culity B.D., Stock S.R& Stock S., Elements of X ray Diffraction, (3<sup>rd</sup> Edition). Prentice Hall, 2001.
3. Davis J. R., Tensile Testing, 2<sup>nd</sup> Edition, ASM International, 2004.
4. Davis, H.E., Hauck G. & Troxell G.E., The Testing of engineering Materials, (4<sup>th</sup> Edition), McGraw Hill, College Divn., 1982.
5. Dieter G.E., Mechanical Metallurgy, (3<sup>rd</sup> Edition), ISBN: 0070168938, McGraw Hill, 1988.
6. Goldsten,I.J., Dale.E., Echin.N.P.& Joy D.C., Scanning Electron Microscopy & X ray- Micro Analysis, (2<sup>nd</sup> Edition), ISBN – 0306441756, Plenum Publishing Corp., 2000.
7. Grundy P.J. and Jones G.A., Electron Microscopy in the Study of Materials, Edward Arnold Limited, 1976.
8. Morita.S, Wiesendanger.R, and Meyer.E, “Non-contact Atomic Force Microscopy” Springer, 2002,
9. Newby J., Metals Hand Book- Metallography & Micro Structures, (9<sup>th</sup> Edition), ASM International, 1989.
10. Suryanarayana A. V. K., Testing of metallic materials, (2<sup>nd</sup> Edition), BS publications, 2007.

**CO-PO Mapping**

CO	PO					
	1	2	3	4	5	6
1	-	1	-	-	-	1
2	1	-	3	2	-	-
3	1	-	-	-	2	3
4	1	2	-	-	-	-
5	1	2	3	-	-	1
Avg.	1	1.66	3	2	2	1.66

**OBJECTIVES:**

- (1) Understand key elements of Mechatronics system, representation into block diagram
- (2) It gives the frame work of knowledge that allows engineers and technicians to develop an interdisciplinary understanding and integrated approach to engineering.
- (3) Understand principles of sensors, its characteristics, interfacing with DAQ microcontroller
- (4) Understand the concept of PLC system and its ladder programming, and significance of PLC systems in industrial application
- (5) Understand the PLC used in home appliances

**UNIT I INTRODUCTION****9**

Introduction to Mechatronics-systems – Mechatronics approach to modern engineering and design – Need of Mechatronics – Emerging areas of Mechatronics – Classification of Mechatronics – Mechatronics elements.

**UNIT II SENSORS AND TRANSDUCERS****9**

Introduction – Performance Terminology – Potentiometers – Strain gauges – I VDT – Eddy current sensor – Hall effect sensor – Capacitance sensors – Digital transducers – Temperature sensors – Optical sensors – Piezo electric sensor-ultrasonic sensors – Proximity sensors – Signal processing techniques.

**UNIT III MICROPROCESSORS AND MICROCONTROLLERS****9**

Introduction – Architectures of 8 – bit microcontrollers (8051) series, PIC Microcontrollers (16f xxx) series – Assembly language programming instruction format, addressing modes, instruction sets, Basic program examples interface of keypads, LEDs, A/D and D/A Converters, RS 232 serial communication interface, classification of memories.

**UNIT IV ACTUATORS****9**

Switching Devices, Classification of actuators – Electrical actuators – Solid state relays, solenoids, D.C. motors, Servo motors, Stepper motors – Interfacing with microcontroller through H-bridge Circuits – Piezoelectric actuators.

**UNIT V MECHATRONIC SYSTEMS****9**

Design process-stages of design process – Traditional and Mechatronics design concepts – Case studies – Engine management system, Automatic camera, Automatic washing machine, Pick and place robots.

**TOTAL: 45 PERIODS**



**OUTCOMES:**

The student will be able to

- (1) Identify the key elements of mechatronics system and its representation in terms of block diagram.
- (2) Understand the concept of signal processing and use of interfacing systems such as ADC, DAC, digital I/O
- (3) Interfacing of Sensors, Actuators using appropriate DAQ micro-controller
- (4) Differentiate between traditional design and Mechatronics design
- (5) Apply the mechatronics concepts in home appliances

**REFERENCES:**

1. Devadas shetty, Richard A. Kolk, "Mechatronics System Design", PWS Publishing Company, 2001.
2. M.A. Mazidi & J.G. Mazidi, 8051 Micrcontroller and embedded systems, 2002
3. R.K.Rajput.A Text Book of Mechatronics, Chand &Co, 2007
4. W.Bolton, "MICHATRONICS" Pearson Education Limited, 2004

**CO-PO Mapping**

CO	PO					
	1	2	3	4	5	6
1	1	-	-	2	-	-
2	1	-	3	2	1	-
3	1	-	3	3	-	2
4	1	-	-	2	-	1
5	1	-	-	-	-	3
Avg.	1	-	3	1.75	1	2

**MR4071****INTERNET OF THINGS FOR MANUFACTURING**
**L T P C**  
**3 0 0 3**
**COURSE OBJECTIVES:**

1. To understand the basics of IoT, Opportunities and challenges in IoT
2. To design a IoT solution
3. To develop an IoT protyep
4. To explain the various protocols used in IoT and Localization
5. To examine the applications of IoT in Manufacturing

**UNIT I INTRODUCTION****9**

Technology of the IoT and applications,. IoT data management requirements, Architecture of IoT, Security issues Opportunities for IoT -Issues in implementing IoT. Technological challenges, RFID and the Electronic Product Code (EPC) network, the web of things.

**UNIT II DESIGN OF IoT****9**

Design challenges in IoT -Standardization, Security and privacy, Infrastructure, Analytics. Design steps for implementing IoT.

**UNIT III PROTOTYPING OF IoT****9**

Design principles for connected devices -Embedded devices, physical design, online components, embedded coding system. Informed Manufacturing plant – Elements, IoT implementation in Transportation and logistics, Energy and utilities, Automotive Connected supply chain, Plant floor control automation, remote monitoring, Management of critical assets, Energy management and resource optimization, proactive maintenance.

**UNIT IV PREREQUISITES FOR IoT****9**

IOT Technologies Wireless protocols low-power design (Bluetooth Low Energy), range extension techniques (data mining and mesh networking), and data-intensive IoT for continuous recognition applications Data storage and analysis Localization algorithms Localization for mobile systems

**UNIT V APPLICATION IN MANUFACTURING****9**

Applications HCI and IoT world - Multilingual interactions Robotics and Autonomous Vehicles Sensing and data processing-Simultaneous mapping and localization-Levels of autonomy, Smart factories, Future research challenges

**TOTAL : 45 PERIODS****COURSE OUTCOME:**

On completion of the course, the students will be able to

CO1: Identify the Opportunities and challenges in IoT

CO2: Propose a suitable IoT design

CO3: Develop an optimized IoT prototype

CO4: Understand the various protocols used in IoT and Localization

CO5: Understand the applications of IoT in Manufacturing

**REFERENCES:**

1. Adrian McEwan and Hakim Cassimally, "Designing the internet of things", Wiley, 2013
2. Code Halos: How the Digital Lives of People, Things, and Organizations are Changing the Rules of Business, by Malcolm Frank, Paul Roehrig and Ben Pring, published by John Wiley & Sons.
3. Internet of Things: A Hands-On Approach by Vijay Madiseti, Arshdeep Bahga, VPT; 1st edition 2014.
4. Jan Holler, Vlasios Tsiatsis, Catherine Mulligan, Stamatis Karnouskos, Stefan Avesand, David Boyle, "From Machine-to-Machine to the Internet of Things -Introduction to a New Age of Intelligence" Elsevier
5. Meta Products -Building the Internet of Things by Wimer Hazenberg, Menno Huisman, BIS Publishers 2014.

CO	PO					
	1	2	3	4	5	6
1	1		2	1		
2	1		2			3
3	1		2			3
4	1		2			3
5	1		2			3
<b>Avg</b>	<b>(5/5)=1</b>		<b>(10/5)=2</b>	<b>(1/1)=1</b>		<b>(12/4)=3</b>

**COURSE OBJECTIVES:**

1. Recognize the importance of data analytics
2. Exhibit competence on data analytics packages
3. Apply solution methodologies for industrial problems.

**UNIT I INTRODUCTION 9**

Introduction to Multivariate Statistics-Degree of Relationship among Variables-Review of Univariate and Bivariate Statistics-Screening Data Prior to Analysis-Missing Data, Outliers, Normality, Linearity, and Homoscedasticity.

**UNIT II MULTIPLE REGRESSION 9**

Multiple Regression- Linear and Nonlinear techniques- Backward-Forward-Stepwise Hierarchical regression-Testing interactions (2way interaction) - Analysis of Variance and Covariance (ANOVA & ANCOVA) - Multivariate Analysis of Variance and Covariance (MANOVA & MANCOVA).

**UNIT III LOGISTIC REGRESSION 9**

Regression with binary dependent variable -Simple Discriminant Analysis Multiple Discriminant analysis-Assessing classification accuracy- Conjoint analysis (Full profile method).

**UNIT IV PRINCIPAL COMPONENT ANALYSIS 9**

Principal Component Analysis -Factor Analysis- Orthogonal and Oblique Rotation-Factor Score Estimation-Multidimensional Scaling-Perceptual Map-Cluster Analysis (Hierarchical Vs Nonhierarchical Clustering).

**UNIT V LATENT VARIABLE MODELS 9**

Latent Variable Models an Introduction to Factor, Path, and Structural Equation Analysis- Time series data analysis (ARIMA model) – Decision tree analysis (CHAID, CART) - Introduction to Big Data Management.

**TOTAL: 45 PERIODS****COURSE OUTCOMES:**

On completion of the course, the student will be able to:

- To recognize the importance of data analytics
- To Exhibit competence on data analytics packages
- To apply solution methodologies for industrial problems.

**REFERENCES:**

1. Hair, J. F., Black, W. C., Babin, B. J., Anderson, R. E., & Tatham, R. L. "Multivariate data analysis", (7th edition). Pearson India. 2015
2. Tabachnick, B. G., & Fidell, L. S., "Using multivariate statistics", (5th edition). Pearson Prentice Hall, 2001
3. Gujarati, D. N. , "Basic econometrics", Tata McGraw-Hill Education, 2012
4. Malhotra, N. K., " Marketing research: An applied orientation", 5/e. Pearson Education India, 2008
5. Cohen, J., Cohen, P., West, S. G., & Aiken, L. S. " Applied multiple regression/correlation analysis for the behavioral sciences", Routledge., 2013
6. Han, J., Kamber, M., & Pei, J. "Data mining: concepts and techniques: concepts and techniques", Elsevier, 2011.

CO	PO					
	1	2	3	4	5	6
1	1	1	1	1	1	1

<b>2</b>	1	1	1	1	1	1
<b>3</b>	1	1	1	1	1	1
<b>AVG</b>	1	1	1	1	1	1

**1-low, 2-medium, 3-high, ‘-‘- no correlation**

**CM4071**

**MANUFACTURING SYSTEM SIMULATION**

**L T P C**  
**3 0 0 3**

**OBJECTIVES:**

- To discuss the importance and advantages of applying simulation and modelling techniques
- To teach various random number generation techniques, its use in simulation
- To explain the applications of random probability distributions in real time environments.
- To train students to solve discrete event problems using software.
- To train students on Simulation models using a simulation software.

**UNIT I INTRODUCTION 9**

Systems and its types, Types of Modelling, Principles used in Modeling, simulation as a decision making tool, types of simulation, Advantages and disadvantages of simulation, Steps in simulation model building - statistical models in simulation -discrete and continuous system

**UNIT II RANDOM NUMBERS 9**

Random number generation -Properties of Random Numbers –Generation of Pseudo Random Numbers – Techniques –Tests for Random Numbers

**UNIT III RANDOM VARIATES 9**

Random variate generation-Inverse Transform Technique –Direct Transform Techniques Convolution Method Acceptance Rejection Technique– Routines for Random Variate Generation, Testing -Analysis of simulation data.

**UNIT IV ANALYSIS OF SIMULATION DATA 9**

Input modelling-Fitness tests – verification and validation of simulation models – output analysis for a single model, Comparison and evaluation of alternate system design, Optimization using simulation.

**UNIT V SIMULATION LANGUAGES AND CASE STUDIES 9**

Simulation languages and packages-Case studies in WITNESS; FLEXSIM, ARENA, SIMQUICK- Simulation based optimization-Modelling and Simulation with Petrinets -Case studies in manufacturing and material handling system- Monte Carlo Simulation. Simulation of Single Server Queuing System. Simulation of manufacturing shop Simulation of Inventory System

**TOTAL: 45 PERIODS**

**OUTCOMES**

- CO1: Explain the Manufacturing Models of Discrete event systems  
CO2: Develop the Uncertainty using Random numbers and Random Variates  
CO3: Analyze the verification & validation of Models and Optimization



**UNIT IV            ROLE OF PLM IN INDUSTRIES****9**

Case studies on PLM selection and implementation (like auto, aero, electronic) - other possible sectors, PLM visioning, PLM strategy, PLM feasibility study, change management for PLM, financial justification of PLM, barriers to PLM implementation, ten step approach to PLM, benefits of PLM for–business, organization, users, product or service, process performance.

**UNIT V            BASICS ON CUSTOMISATION/INTEGRATION OF PDM/PLM SOFTWARE****9**

PLM Customization, use of EAI technology (Middleware), Integration with legacy data base, CAD, SLM and ERP

**TOTAL:45 PERIODS****OUTCOMES:**

The students will be able to

1. Summarize the history, concepts and terminology of PLM
2. Use the functions and features of PLM/PDM
3. Use different modules offered in commercial PLM/PDM tools.
4. Implement PLM/PDM approaches for industrial applications.
5. Integrate PLM/PDM with legacy data bases, CAx& ERP systems.

	PO					
	1	2	3	4	5	6
<b>1</b>	1	2	2	1	-	-
<b>2</b>	2	2	2	1	-	-
<b>3</b>	2	1	2	1	-	-
<b>4</b>	1	1	3	1	-	-
<b>5</b>	1	1	1	1	-	-
<b>Avg</b>	1.4	1.4	2	1	-	-

**REFERENCES**

1. Antti Saaksvuori and Anselmi Immonen, “Product Lifecycle Management”, Springer Publisher, 2008 (3rd Edition).
2. International Journal of Product Lifecycle Management, Inderscience Publishers
3. Ivica Crnkovic, Ulf Asklund and Annita Persson Dahlqvist, “Implementing and Integrating Product Data Management and Software Configuration Management”, Artech House Publishers, 2003.
4. John Stark, “Global Product: Strategy, Product Lifecycle Management and the Billion Customer Question”, Springer Publisher, 2007.
5. John Stark, “Product Lifecycle Management: 21st Century Paradigm for Product Realisation”, Springer Publisher, 2011 (2nd Edition).
6. Michael Grieves, “Product Life Cycle Management”, Tata McGraw Hill, 2006.

**OBJECTIVE:**

- (1) Learn to know the necessity for a New Product by analysing the market trend
- (2) Select methodology and process for development
- (3) Generate detailed specifications for the given architecture
- (4) Integrating CAE, CAD, CAM tools in product design and assess the quality and performance of products
- (5) Make a prototype of a problem adhering to design principles to enhance manufacturability

**UNIT I PRODUCT DEVELOPMENT AND CONCEPT SELECTION 9**

Product development process – Product development organizations- Identifying the customer needs – Establishing the product specifications – concept generation – Concept selection.

**UNIT II PRODUCT ARCHITECTURE 9**

Product architecture – Implication of the architecture – Establishing the architecture – Related system level design issues.

**UNIT III INDUSTRIAL AND MANUFACTURING DESIGN 9**

Need for industrial design – Impact of industrial design – Industrial design process. Assessing the quality of industrial design- Human Engineering consideration - Estimate the manufacturing cost – Reduce the component cost – Reduce the assembly cost – Reduce the support cost – Impact of DFM decisions on other factors

**UNIT IV PROTOTYPING AND ECONOMIC ANALYSIS 9**

Principles of prototyping – Planning for prototypes - Elements of economic analysis – Base case financial model – Sensitivity analysis – Influence of the quantitative factors

**UNIT V MANAGING PRODUCT DEVELOPMENT PROJECTS 9**

Sequential, parallel and coupled tasks - Baseline project planning – Project Budget Project execution – Project evaluation- patents- patent search-patent laws International code for patents.

**TOTAL: 45 PERIODS**

**OUTCOMES:**

At the end of this course the students are expected to

- (1) Identify the need for a New Product
- (2) design and develop various products
- (3) Work out the cost of developing a product
- (4) Will be able to prototype the product
- (5) Know how to patent the new design or the product

**REFERENCES:**

1. Charles Gevirtz, Developing New products with TQM, McGraw – Hill International editions, 1994
2. Karal .T. Ulrich, Steven D.Eppinger, Product Design and Development, McGRAW- HILL International Editions.2003.
3. S.Rosenthal, Effective product design and development, Irwin 1992.

**CO-PO Mapping**

CO	PO					
	1	2	3	4	5	6
1	2	-	-	3	-	1
2	1	-	3	1	1	1
3	-	-	-	2	2	1
4	1	-	3	3	2	1
5	1	-	-	-	2	2
Avg.	1.25	-	3	2.25	1.75	1.2

**MF4016**

**ENTREPRENEURSHIP DEVELOPMENT**

**L T P C**  
**3 0 0 3**

**OBJECTIVE:**

- (1) To develop and strengthen entrepreneurial quality and motivation in students.
- (2) To impart knowledge on the competencies necessary to establish new ventures
- (3) To inculcate strategic thinking, budgeting and ethical behaviour which are vital to enhance entrepreneurial skills
- (4) To establish start-ups and small businesses
- (5) To evaluate the business and monitor

**UNIT I ENTREPRENEURIAL COMPETENCE 9**

Entrepreneurship concept – Entrepreneurship as a Career – Entrepreneurial Personality - Characteristics of Successful, Entrepreneur – Knowledge and Skills of Entrepreneur.

**UNIT II ENTREPRENEURIAL ENVIRONMENT 9**

Business Environment - Role of Family and Society - Entrepreneurship Development Training and Other Support Organisational Services - Central and State Government Industrial Policies and Regulations - International Business.

**UNIT III BUSINESS PLAN PREPARATION 9**

Sources of Product for Business - Prefeasibility Study - Criteria for Selection of Product - Ownership - Capital - Budgeting Project Profile Preparation - Matching Entrepreneur with the Project - Feasibility Report Preparation and Evaluation Criteria.

**UNIT IV LAUNCHING OF SMALL BUSINESS 9**

Finance and Human Resource Mobilization Operations Planning - Market and Channel Selection - Growth Strategies - Product Launching – Incubation, Venture capital, IT startups.

**UNIT V MANAGEMENT OF SMALL BUSINESS 9**

Monitoring and Evaluation of Business - Preventing Sickness and Rehabilitation of Business Units- Effective Management of small Business.

**TOTAL: 45 PERIODS**

**COURSE OUTCOME:**



Students will

- (1) Gain knowledge and skills needed to run a business.
- (2) Innovate and solve challenges in business
- (3) Determine risks in the trade and respond effectively
- (4) Utilize tools and develop strategies to manage business
- (5) Establish start-ups and Evaluate the business

**REFERENCES:**

1. Hisrich, Entrepreneurship, Edition 9, Tata McGraw Hill, New Delhi, 2014
2. S.S.Khanka, Entrepreneurial Development, S.Chand and Company Limited, New Delhi, (Revised Edition) 2013.
3. Mathew Manimala, Entrepreneurship Theory at the Crossroads, Paradigms & Praxis, Biztrantra, 2<sup>nd</sup> Edition ,2005
4. Prasanna Chandra, Projects – Planning, Analysis, Selection, Implementation and Reviews, Tata McGraw-Hill, 1996.
5. P.Saravanavel, Entrepreneurial Development, Ess Pee kay Publishing House, Chennai 1997.
6. Arya Kumar. Entrepreneurship. Pearson, 2012.
7. Donald F Kuratko, T.V Rao. Entrepreneurship: A South Asian perspective. Cengage, 2012

**CO-PO Mapping**

CO	PO					
	1	2	3	4	5	6
1	1	-	2	1	-	-
2	1	1	-	2	1	1
3	1	-	3	2	-	-
4	-	-	-	2	2	3
5	1	1	-	-	2	2
Avg.	1	1	2.5	1.75	1.66	2

**MF4020**

**INDUSTRIAL SAFETY**

**L T P C**  
**3 0 0 3**

**OBJECTIVES:**

- (1) To develop and strengthen the safety ideas and motivate the students to impart basic safety skills
- (2) To know about Industrial safety programs, Industrial laws, regulations and source models
- (3) To understand about fire and explosion, preventive methods, relief and its sizing methods
- (4) To assess the safety of human beings from toxic substances
- (5) To analyse industrial hazards and its risk assessment.

**UNIT I OPERATIONAL SAFETY**

**9**

Hot metal operation, boiler, pressure vessels – heat treatment shop – gas furnace operation – electroplating – hot bending pipes – safety in welding and cutting, Cold – metal operation – safety in machine shop – cold bending and chamfering of pipes metal cutting – shot blasting, grinding, painting – power press and other machines. Management of toxic gases and chemicals – industrial fires and prevention – road safety – highway and urban safety – safety of sewage disposal and cleaning – control of environmental pollution – managing emergencies in industries – planning security and risk assessments, on – site and off site. Control of major industrial hazards.

**UNIT II SAFETY APPRAISAL AND ANALYSIS 9**

Human side of safety – personal protective equipment – causes and cost of accidents. Accidents prevention program – specific hazard control strategies – HAZOP training and development of employees – first aid – fire fight devices – accident reporting, investigation. Measurement of safety performance, accident reporting and investigation – plant safety inspection, job safety analysis – safety permit procedures. Product safety – plant safety rules and procedures – safety sampling – safety inventory systems. Determining the cost effectiveness of safety measurement.

**UNIT III OCCUPATIONAL HEALTH 9**

Concept and spectrum of health functional units and activities of operational health service – occupational and related disease – levels of prevention of diseases – notifiable occupational diseases Toxicology Lead – Nickel, chromium and manganese toxicity – gas poisoning (such as CO, Ammonia Chlorise, So<sub>2</sub>, H<sub>2</sub>s.) their effects and prevention – effects of ultra violet radiation and infrared radiation on human system.

**UNIT IV SAFETY AND HEALTH REGULATIONS 9**

Safety and health standards – industrial hygiene – occupational diseases prevention welfare facilities. The object of factories act 1948 with special reference to safety provisions, model rules 123a, history of legislations related to safety – pressure vessel act – Indian boiler act – the environmental protection act – electricity act – explosive act.

**UNIT V SAFETY MANAGEMENT 9**

Evaluation of modern safety concepts – safety management functions – safety organization, safety department- safety committee, safety audit – performance measurements and motivation – employee participation in safety - safety and productivity.

**TOTAL: 45 PERIODS**

**OUTCOMES:**

At the end of this course the students are

- (1) Expected to gain knowledge and skills needed to run an industry with utmost safety precautions.
- (2) Understand the industrial laws, regulations and source models.
- (3) Apply the methods of prevention of fire and explosions.
- (4) Analyse the effect of release of toxic substances
- (5) Understand the methods of hazard identification and preventive measures.

**REFERENCES:**

1. John V Grimaldi, Safety Management. AITB publishers, 2003.
2. John.V Grimaldi and Rollin. H Simonds, "Safety Management", All India traveller book seller, New Delhi – 1989.
3. Krishnan N.V, "Safety in Industry", Jaico Publisher House, 1996.
4. Singh, U.K and Dewan, J.M., "Safety, Security And Risk Management", APH publishing company, New Delhi, 1996.

**CO-PO Mapping**

CO	PO					
	1	2	3	4	5	6
1	1	-	-	2	1	1
2	-	-	3	2	1	-
3	1	1	-	2	2	2
4	1	1	-	2	-	2
5	-	1	-	2	1	2
Avg.	1	1	3	2	1.25	1.75

**MF4017**

**ADVANCES IN MATERIALS**

**L T P C**  
**3 0 0 3**

**COURSE OBJECTIVES**

- (1) Understand major types of special steels such as HSLA, TRIP, Dual and Tool steels and cast-irons
- (2) To study the polymer behaviour and develop polymer composites
- (3) To study energy conversion materials
- (4) To learn about various materials used for bio implants
- (5) To understand the advantage of materials at Nano scale

**UNIT I METALLIC MATERIALS**

**9**

Classification of metallic materials - Ferrous and nonferrous.

Ferrous metals and alloys-Introduction to specifications – types of steels, alloy steels, tool steels; stainless steels, HSLA, TRIP steels, TWIP steels. Shape memory alloys – Intermetallic – Superalloys- Titanium and Magnesium alloys – Bulk metallic glass –high entropy alloys- metamaterials –topological materials

**UNIT II POLYMERS AND COMPOSITES**

**9**

Structure of polymers, characterization and applications of polymers: mechanical behavior of polymers, strengthening of polymers, crystallization and glass transition phenomenon and types of polymers.

Composites: Particle reinforced composites, fiber reinforced composites – influence of fiber length, orientation and concentration. Fiber phase, matrix phase, metal matrix composites, polymer matrix composites, ceramic matrix composites, carbon – carbon composites, hybrid composites and structural composites.

**UNIT III ENERGY MATERIALS**

**9**

Need for high performance energy materials - carbon nanostructure based energy conversion and storage materials - nanomaterials for solar cell applications - next generation energy storage materials – Li and Ni based batteries, fuel cells.

**UNIT IV BIO MATERIALS**

**9**

Introduction to biomaterials; need for biomaterials; Salient properties of important material classes; Property requirement of biomaterials; Metallic implant materials, ceramic implant materials, polymeric implant materials, composites as biomaterials; Orthopedic, dental and other applications.

Biomaterials preparation and characterization; Processing and properties of different bio ceramic materials; Mechanical and physical properties evaluation of biomaterials; New and novel materials for biomedical applications. Design concept of developing new materials for bio-implant applications; Nanomaterials and nanocomposites for medical applications

**UNIT V NANO MATERIALS**

**9**

Concept of nano materials – scale / dimensional aspects, Top-down and bottom-up approaches for preparing nano materials Advantages and limitations at the nano level – thermodynamic aspects at the nano level, health and environmental issues.

**TOTAL : 45 PERIODS**

**COURSE OUTCOMES:**

At the end of this course, the students would be able to:

- (1) Understand the various ferrous alloys and their applications
- (2) Understand different types of composite materials and polymers
- (3) Understand Solar materials
- (4) Understand the properties of different biomaterials
- (5) Understand the structure and behavior of Nano materials

**REFERENCES**

- 1. Avner S. H., 'Introduction to Physical Metallurgy', 2nd Edition, McGraw Hill, 1974
- 2. Leslie W. C., 'The Physical Metallurgy of Steels', McGraw Hill, 1982
- 3. Pickering P. B., 'Physical Metallurgy and the Design of Steels', Applied Science Publishers, 1983
- 4. Hench L. Larry, and Jones J., (Editors), Biomaterials, Artificial organs and Tissue Engineering, Woodhead Publishing Limited, 2005.
- 5. Gunter Schmid, "Nanoparticles: From Theory to Applications", Wiley-VCH Verlag GmbH & Co., 2004.
- 6. Brick R. M., Gordon R. B, Phillips A., 'Structure and Properties of Alloys', McGraw Hill, 1965
- 7. Hench L. Larry, & Wilson J., (Editors), An Introduction to Bio ceramics, World Scientific, 1994.
- 8. Charles P. Poole, Jr., Frank J. Owens, "Introduction to nano technology", Wiley, 2003.

**CO-PO Mapping**

CO	PO					
	1	2	3	4	5	6
1	1	-	-	2	2	-
2	1	-	3	-	-	-
3	1	-	3	-	-	2
4	1	-	-	-	2	1
5	1	-	-	-	2	1
Avg	1	-	3	2	2	1.33

**MF4018**

**ARTIFICIAL INTELLIGENCE**

**L T P C**  
**3 0 0 3**

**OBJECTIVES:**

The objective of this course is to enable the students to

- (1) Understand the basic concepts of intelligent agents
- (2) Develop general-purpose problem-solving agents, logical reasoning agents, and agents that reason under uncertainty
- (3) To learn to represent knowledge in solving AI problems

- (4) To understand the different ways of designing software agents
- (5) Employ AI techniques to solve some of today's real-world problems.

**UNIT I INTELLIGENT AGENTS 9**  
 Introduction to AI –Agents and Environments –Concept of rationality –Nature of environments  
 –Structure of agents Problem solving agents –search algorithms –uninformed search strategies

**UNIT II PROBLEM SOLVING 9**  
 Heuristic search strategies –heuristic functions Local search and optimization problems –local search in continuous space –search with non-deterministic actions –search in partially observable environments  
 –online search agents and unknown environments

**UNIT III GAME PLAYING AND CSP 9**  
 Game theory –optimal decisions in games –alpha-beta search –monte-carlo tree search –stochastic games –partially observable games Constraint satisfaction problems –constraint propagation –backtracking search for CSP –local search for CSP –structure of CSP

**UNIT IV LOGICAL AGENTS 9**  
 Knowledge-based agents –propositional logic –propositional theorem proving –propositional model checking –agents based on propositional logic First-order logic –syntax and semantics –knowledge representation and engineering –inferences in first-order logic –forward chaining –backward chaining --resolution

**UNIT V KNOWLEDGE REPRESENTATION AND PLANNING 9**  
 Ontological engineering –categories and objects –events –mental objects and modal logic – reasoning systems for categories –reasoning with default information Classical planning –algorithms for classical planning –heuristics for planning –hierarchical planning –non deterministic domains –time, schedule, and resources --analysis

**TOTAL :45 PERIODS**

**COURSE OUTCOMES:**

On successful completion of this course, the students will be able to

1. Explain autonomous agents that make effective decisions in fully informed, partially observable, and adversarial settings
2. Choose appropriate algorithms for solving given AI problems
3. Design and implement logical reasoning agents
4. Design and implement agents that can reason under uncertainty
5. Apply AI for real world problems

**TEXT BOOKS:**

1. S. Russell and P. Norvig, "Artificial Intelligence: A Modern Approach", Prentice Hall, Third Edition, 2009.
2. I. Bratko, —Prolog: Programming for Artificial Intelligence, Fourth edition, Addison-Wesley Educational Publishers Inc., 2011.

**REFERENCES**

1. M. Tim Jones, —Artificial Intelligence: A Systems Approach (Computer Science) II, Jones and Bartlett Publishers, Inc.; First Edition, 2008
2. Nils J. Nilsson, —The Quest for Artificial Intelligence, Cambridge University Press, 2009.

3. William F. Clocksin and Christopher S. Mellish, II Programming in Prolog: Using the ISO StandardII, Fifth Edition, Springer, 2003.
4. Gerhard Weiss, —Multi Agent SystemsII, Second Edition, MIT Press, 2013.
5. David L. Poole and Alan K. Mackworth, —Artificial Intelligence: Foundations of Computational AgentsII, Cambridge University Press, 2010.

### CO-PO Mapping

CO	PO					
	1	2	3	4	5	6
1	1	-	-	2	2	-
2	-	-	-	3	2	-
3	1	-	2	-	-	-
4	-	-	-	3	2	-
5	1	-	-	-	-	2
Avg	1	-	2	2.66	2	2

**MF4019**

**SMART MANUFACTURING**

**L T P C**  
**3 0 0 3**

### COURSE OBJECTIVES

- (1) To introduce students to fundamentals of Manufacturing
- (2) To familiarize with selection of sensors for various application
- (3) To learn the basics of agent-based manufacturing
- (4) Understand Cyber physical systems
- (5) Provide brief understanding about industry 4.0 concepts in Manufacturing systems

### UNIT I SENSORS SMART MANUFACTURING

**9**

Introduction – Role of sensors in manufacturing automation – operation principles of different sensors – electrical, optical, acoustic, pneumatic, magnetic, electro-optical and vision sensors. Condition monitoring of manufacturing systems – principles – sensors for monitoring force, vibration and noise, selection of sensors and monitoring techniques. Automatic identification techniques for shop floor control – optical character and machine vision sensors – smart / intelligent sensors – integrated sensors, Robot sensors, Micro sensors, Nano sensors.

### UNIT II DATA ANALYTICS

**9**

Introduction to Data and Analytics in a Digital Context (Internet of Things), Product Data Management for Design and Manufacturing (PLM Tools), Typical data challenges (data quality, enrichment, integration of ERP & PLM data), Preparing data for analytics (techniques to improve data quality, integration - ETL)

Advances in data visualization & related tools-Statistical Techniques for Analytics, Descriptive Statistics Inferential statistics, Regression and ANOVA

### UNIT II CYBER PHYSICAL SYSTEMS

**9**

Concept of Cyber Physical Systems (CPS) and Cyber Physical Production System (CPPS), System Architecture for implementation of CPPS, Components for CPPS, Communication for CPPS

### UNIT IV E- MANUFACTURING

**9**

Introduction of Agent based manufacturing- agent based Manufacturing, Cloud Based Manufacturing Information technology-based Supply chain, Concept of agile manufacturing and E-manufacturing.

**UNIT V INDUSTRY 4.0****9**

Evaluation of industries, Introduction to Industry 4.0, Challenges in industry 4.0, Impact of Industry 4.0, Case studies on industry 4.0, Introduction to Internet of Things (IoT) and its applications, Smart supply chain and Case studies.

**TOTAL :45 PERIODS****COURSE OUTCOMES**

The students are expected to appreciate:

- (1) Appreciate concepts and basic framework necessary for smart manufacturing
- (2) current trends at system level in manufacturing organizations
- (3) Use of Sensors and Selection of sensors for various applications
- (4) IoT based manufacturing systems
- (5) The importance of industry 4.0 concepts at manufacturing systems

**TEXT BOOKS:**

1. Bahga and V. Madiseti, Internet of Things, A hands-on approach, Create Space Independent Publishing Platform, 1st edition, 2014, ISBN: 978-0996025515
2. Bahga and V. Madiseti, Cloud Computing, A hands-on approach, Create Space Independent Publishing Platform, 1st edition, 2013, ISBN: 978-1494435141
3. M. Skilton and F. Hovsepian, The 4th Industrial Revolution: Responding to the Impact of Artificial Intelligence on Business, Springer Nature, 2017, ISBN: 978-3-319-62479-2
4. M. P. Grover "Automation, Production Systems and Computer-Integrated Manufacturing" Pearson Education, 4th Edition, 2016, ISBN: 978-0133499612
5. M. P. Groover, Mitchell Weis, Roger, N. Nagel, Nicholas and G. Odrey, Industrial Robotics Technology, Programming and Applications, McGraw Hill, 2nd Edition, 2017 ISBN: 978-1259006210

**Reference books:**

1. Gilchirst, Industry 4.0: The Industrial Internet of Things, Apress (Springer), 1st Edition, 2016, ISBN: 978-1-4842-2046-7
2. S. Jeschke, C. Brecher, H. Song, and D. B. Rawat, Industrial Internet of Things: Cyber manufacturing Systems, Springer, 1st edition, 2017, ISBN: 978-3319425580
3. T. Erl, Z. Mahmood, and R. Puttini, Cloud Computing: Concepts, Technology & Architecture, Prentice Hall, 1st edition, 2013, ISBN: 978-0133387520.
4. N. Viswanandham, Y. Narhari "Performance Modeling of Automated Manufacturing Systems" Prentice-Hall, 1st Edition, 1994, ISBN: 978-8120308701
5. S. K. Saha, Introduction to Robotics, Tata Mcgraw Hill Education Private Limited, 2nd Edition, ISBN: 978-9332902800

**CO-PO Mapping**

CO	PO					
	1	2	3	4	5	6
1	1	-	-	-	2	-
2	1	-	-	2	2	-
3	-	-	3	-	2	-
4	-	-	-	3	2	-
5	1	-	3	-	-	2
Avg	1	-	3	2.5	2	2



### AUDIT COURSES

<b>AX4091</b>	<b>ENGLISH FOR RESEARCH PAPER WRITING</b>	<b>L T P C</b>
		<b>2 0 0 0</b>

#### **COURSE OBJECTIVES**

- Teach how to improve writing skills and level of readability
- Tell about what to write in each section
- Summarize the skills needed when writing a Title
- Infer the skills needed when writing the Conclusion
- Ensure the quality of paper at very first-time submission

<b>UNIT I</b>	<b>INTRODUCTION TO RESEARCH PAPER WRITING</b>	<b>6</b>
---------------	---	----------



Planning and Preparation, Word Order, Breaking up long sentences, Structuring Paragraphs and Sentences, Being Concise and Removing Redundancy, Avoiding Ambiguity and Vagueness

**UNIT II PRESENTATION SKILLS 6**

Clarifying Who Did What, Highlighting Your Findings, Hedging and Criticizing, Paraphrasing and Plagiarism, Sections of a Paper, Abstracts, Introduction

**UNIT III TITLE WRITING SKILLS 6**

Key skills are needed when writing a Title, key skills are needed when writing an Abstract, key skills are needed when writing an Introduction, skills needed when writing a Review of the Literature, Methods, Results, Discussion, Conclusions, The Final Check

**UNIT IV RESULT WRITING SKILLS 6**

Skills are needed when writing the Methods, skills needed when writing the Results, skills are needed when writing the Discussion, skills are needed when writing the Conclusions

**UNIT V VERIFICATION SKILLS 6**

Useful phrases, checking Plagiarism, how to ensure paper is as good as it could possibly be the first-time submission

**TOTAL: 30 PERIODS**

**COURSE OUTCOMES**

CO1 –Understand that how to improve your writing skills and level of readability

CO2 – Learn about what to write in each section

CO3 – Understand the skills needed when writing a Title

CO4 – Understand the skills needed when writing the Conclusion

CO5 – Ensure the good quality of paper at very first-time submission

**REFERENCES**

1. Adrian Wallwork , English for Writing Research Papers, Springer New York Dordrecht Heidelberg London, 2011
2. Day R How to Write and Publish a Scientific Paper, Cambridge University Press 2006
3. Goldbort R Writing for Science, Yale University Press (available on Google Books) 2006
4. Highman N, Handbook of Writing for the Mathematical Sciences, SIAM. Highman's book 1998.

**AX4092**

**DISASTER MANAGEMENT**

**L T P C  
2 0 0 0**

**COURSE OBJECTIVES**

- Summarize basics of disaster
- Explain a critical understanding of key concepts in disaster risk reduction and humanitarian response.
- Illustrate disaster risk reduction and humanitarian response policy and practice from multiple perspectives.
- Describe an understanding of standards of humanitarian response and practical relevance in specific types of disasters and conflict situations.
- Develop the strengths and weaknesses of disaster management approaches

**UNIT I INTRODUCTION**

**6**

Disaster: Definition, Factors and Significance; Difference between Hazard And Disaster; Natural and Manmade Disasters: Difference, Nature, Types and Magnitude.

**UNIT II REPERCUSSIONS OF DISASTERS AND HAZARDS 6**

Economic Damage, Loss of Human and Animal Life, Destruction of Ecosystem. Natural Disasters: Earthquakes, Volcanisms, Cyclones, Tsunamis, Floods, Droughts And Famines, Landslides And Avalanches, Man-made disaster: Nuclear Reactor Meltdown, Industrial Accidents, Oil Slicks And Spills, Outbreaks Of Disease And Epidemics, War And Conflicts.

**UNIT III DISASTER PRONE AREAS IN INDIA 6**

Study of Seismic Zones; Areas Prone To Floods and Droughts, Landslides And Avalanches; Areas Prone To Cyclonic and Coastal Hazards with Special Reference To Tsunami; Post-Disaster Diseases and Epidemics

**UNIT IV DISASTER PREPAREDNESS AND MANAGEMENT 6**

Preparedness: Monitoring Of Phenomena Triggering a Disaster or Hazard; Evaluation of Risk: Application of Remote Sensing, Data from Meteorological And Other Agencies, Media Reports: Governmental and Community Preparedness.

**UNIT V RISK ASSESSMENT 6**

Disaster Risk: Concept and Elements, Disaster Risk Reduction, Global and National Disaster Risk Situation. Techniques of Risk Assessment, Global Co-Operation in Risk Assessment and Warning, People's Participation in Risk Assessment. Strategies for Survival

**TOTAL : 30 PERIODS**

**COURSE OUTCOMES**

- CO1: Ability to summarize basics of disaster
- CO2: Ability to explain a critical understanding of key concepts in disaster risk reduction and humanitarian response.
- CO3: Ability to illustrate disaster risk reduction and humanitarian response policy and practice from multiple perspectives.
- CO4: Ability to describe an understanding of standards of humanitarian response and practical relevance in specific types of disasters and conflict situations.
- CO5: Ability to develop the strengths and weaknesses of disaster management approaches

**REFERENCES**

1. Goel S. L., Disaster Administration And Management Text And Case Studies”,Deep & Deep Publication Pvt. Ltd., New Delhi,2009.
2. NishithaRai, Singh AK, “Disaster Management in India: Perspectives, issues and strategies “New Royal book Company,2007.
3. Sahni, PardeepEt.Al. ,” Disaster Mitigation Experiences And Reflections”, Prentice Hall OfIndia, New Delhi, 2001.

**AX4093**

**CONSTITUTION OF INDIA**

**L T P C  
2 0 0 0**

**OBJECTIVES**

Students will be able to:

- Understand the premises informing the twin themes of liberty and freedom from a civil rights perspective.
- To address the growth of Indian opinion regarding modern Indian intellectuals' constitutional Role and entitlement to civil and economic rights as well as the emergence nation hood in the early years of Indian nationalism.
- To address the role of socialism in India after the commencement of the Bolshevik Revolution in 1917 and its impact on the initial drafting of the Indian Constitution.

#### **UNIT I HISTORY OF MAKING OF THE INDIAN CONSTITUTION**

History, Drafting Committee, (Composition & Working)

#### **UNIT II PHILOSOPHY OF THE INDIAN CONSTITUTION**

Preamble, Salient Features

#### **UNIT III CONTOURS OF CONSTITUTIONAL RIGHTS AND DUTIES**

Fundamental Rights, Right to Equality, Right to Freedom, Right against Exploitation, Right to Freedom of Religion, Cultural and Educational Rights, Right to Constitutional Remedies, Directive Principles of State Policy, Fundamental Duties.

#### **UNIT IV ORGANS OF GOVERNANCE**

Parliament, Composition, Qualifications and Disqualifications, Powers and Functions, Executive, President, Governor, Council of Ministers, Judiciary, Appointment and Transfer of Judges, Qualifications, Powers and Functions.

#### **UNIT V LOCAL ADMINISTRATION**

District's Administration head: Role and Importance, □ Municipalities: Introduction, Mayor and role of Elected Representative, CEO, Municipal Corporation. Pachayati raj: Introduction, PRI: Zila Pachayat. Elected officials and their roles, CEO Zila Pachayat: Position and role. Block level: Organizational Hierarchy (Different departments), Village level: Role of Elected and Appointed officials, Importance of grass root democracy.

#### **UNIT VI ELECTION COMMISSION**

Election Commission: Role and Functioning. Chief Election Commissioner and Election Commissioners - Institute and Bodies for the welfare of SC/ST/OBC and women.

PROGRESS THROUGH KNOWLEDGE

**TOTAL: 30 PERIODS**

#### **OUTCOMES**

Students will be able to:

- Discuss the growth of the demand for civil rights in India for the bulk of Indians before the arrival of Gandhi in Indian politics.
- Discuss the intellectual origins of the framework of argument that informed the conceptualization of social reforms leading to revolution in India.
- Discuss the circumstances surrounding the foundation of the Congress Socialist Party [CSP] under the leadership of Jawaharlal Nehru and the eventual failure of the proposal of direct elections through adult suffrage in the Indian Constitution.
- Discuss the passage of the Hindu Code Bill of 1956.

#### **SUGGESTED READING**

- The Constitution of India, 1950 (Bare Act), Government Publication.
- Dr. S.N. Busi, Dr. B. R. Ambedkar framing of Indian Constitution, 1st Edition, 2015.

- M.P. Jain, Indian Constitution Law, 7th Edn., Lexis Nexis, 2014.
- D.D. Basu, Introduction to the Constitution of India, Lexis Nexis, 2015.

AX4094  
P C

## நற்றமிழ் இலக்கியம்

L T

2 0

0 0

UNIT I  
6

### சங்க இலக்கியம்

1. தமிழின் துவக்க நூல் தொல்காப்பியம்  
- எழுத்து, சொல், பொருள்
2. அகநானூறு (82)  
- இயற்கை இன்னிசை அரங்கம்
3. குறிஞ்சிப் பாட்டின் மலர்க்காட்சி
4. புறநானூறு (95,195)  
- போரை நிறுத்திய ஔவையார்

UNIT II  
6

### அறநெறித் தமிழ்

1. அறநெறி வகுத்த திருவள்ளுவர்  
- அறம் வலியுறுத்தல், அன்புடைமை, ஒப்புரவறிதல், ஈகை, புகழ்
2. பிற அறநூல்கள் - இலக்கிய மருந்து  
- ஏலாதி, சிறுபஞ்சமூலம், திரிகடுகம், ஆசாரக்கோவை  
(தூய்மையை வலியுறுத்தும் நூல்)

UNIT III  
6

### இரட்டைக் காப்பியங்கள்

1. கண்ணகியின் புரட்சி  
- சிலப்பதிகார வழக்குரை காதை  
சமூகசேவை இலக்கியம் மணிமேகலை  
- சிறைக்கோட்டம் அறக்கோட்டமாகிய காதை

UNIT IV  
6

### அருள்நெறித் தமிழ்

1. சிறுபாணாற்றுப்படை  
- பாரி முல்லைக்குத் தேர் கொடுத்தது, பேகன் மயிலுக்குத்  
போர்வை கொடுத்தது, அதியமான் ஔவைக்கு நெல்லிக்கனி  
கொடுத்தது, அரசர் பண்புகள்
2. நற்றிணை  
- அன்னைக்குரிய புன்னை சிறப்பு
3. திருமந்திரம் (617, 618)

- இயமம் நியமம் விதிகள்
  - 4. தர்மச்சாலையை நிறுவிய வள்ளலார்
  - 5. புறநானூறு
    - சிறுவனே வள்ளலானான்
  - 6. அகநானூறு (4) - வண்டு
    - நற்றிணை (11) - நண்டு
    - கலித்தொகை (11) - யானை, புறா
    - ஐந்திணை 50 (27) - மான்
- ஆகியவை பற்றிய செய்திகள்

## UNIT V 6 நவீன தமிழ் இலக்கியம்

1. உரைநடைத் தமிழ்,
  - தமிழின் முதல் புதினம்,
  - தமிழின் முதல் சிறுகதை,
  - கட்டுரை இலக்கியம்,
  - பயண இலக்கியம்,
  - நாடகம்,
2. நாட்டு விடுதலை போராட்டமும் தமிழ் இலக்கியமும்,
3. சமுதாய விடுதலையும் தமிழ் இலக்கியமும்,
4. பெண் விடுதலையும் விளிம்பு நிலையினரின் மேம்பாட்டில் தமிழ் இலக்கியமும்,
5. அறிவியல் தமிழ்,
6. இணையத்தில் தமிழ்,
7. சுற்றுச்சூழல் மேம்பாட்டில் தமிழ் இலக்கியம்.

**TOTAL: 30 PERIODS**

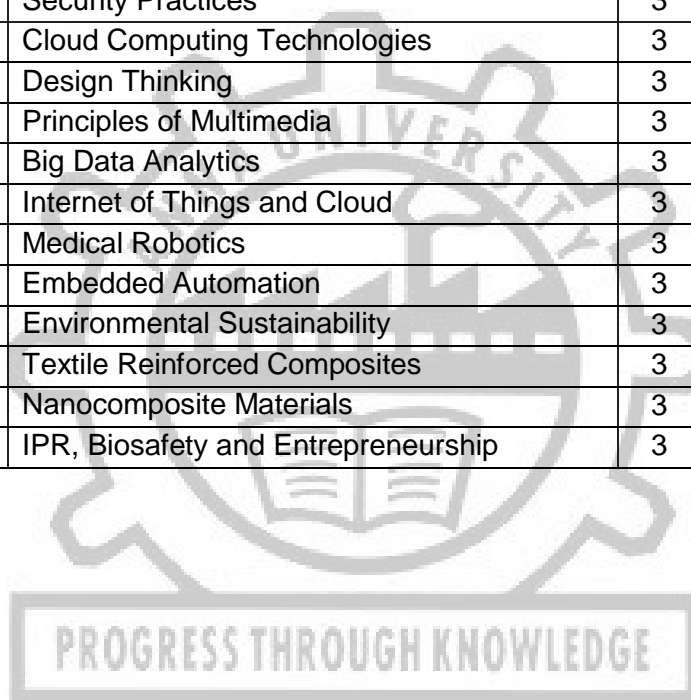
### தமிழ் இலக்கிய வெளியீடுகள் / புத்தகங்கள்

1. தமிழ் இணைய கல்விக்கழகம் (Tamil Virtual University) - www.tamilvu.org
2. தமிழ் விக்கிப்பீடியா (Tamil Wikipedia) -https://ta.wikipedia.org
3. தர்மபுர ஆதீன வெளியீடு
4. வாழ்வியல் களஞ்சியம் - தமிழ்ப் பல்கலைக்கழகம், தஞ்சாவூர்
5. தமிழ்கலைக் களஞ்சியம் - தமிழ் வளர்ச்சித் துறை (thamilvalarchithurai.com)
6. அறிவியல் களஞ்சியம் - தமிழ்ப் பல்கலைக்கழகம், தஞ்சாவூர்

### LIST OF OPEN ELECTIVES FOR PG PROGRAMMES

SL. NO.	COURSE CODE	COURSE TITLE	PERIODS PER WEEK			CREDITS
			L	T	P	
27.	OCE431	Integrated Water Resources Management	3	0	0	3

28.	OCE432	Water, Sanitation and Health	3	0	0	3
29.	OCE433	Principles of Sustainable Development	3	0	0	3
30.	OCE434	Environmental Impact Assessment	3	0	0	3
31.	OIC431	Blockchain Technologies	3	0	0	3
32.	OIC432	Deep Learning	3	0	0	3
33.	OBA431	Sustainable Management	3	0	0	3
34.	OBA432	Micro and Small Business Management	3	0	0	3
35.	OBA433	Intellectual Property Rights	3	0	0	3
36.	OBA434	Ethical Management	3	0	0	3
37.	ET4251	IoT for Smart Systems	3	0	0	3
38.	ET4072	Machine Learning and Deep Learning	3	0	0	3
39.	PX4012	Renewable Energy Technology	3	0	0	3
40.	PS4093	Smart Grid	3	0	0	3
41.	CP4391	Security Practices	3	0	0	3
42.	MP4251	Cloud Computing Technologies	3	0	0	3
43.	IF4072	Design Thinking	3	0	0	3
44.	MU4153	Principles of Multimedia	3	0	0	3
45.	DS4015	Big Data Analytics	3	0	0	3
46.	NC4201	Internet of Things and Cloud	3	0	0	3
47.	MX4073	Medical Robotics	3	0	0	3
48.	VE4202	Embedded Automation	3	0	0	3
49.	CX4016	Environmental Sustainability	3	0	0	3
50.	TX4092	Textile Reinforced Composites	3	0	0	3
51.	NT4002	Nanocomposite Materials	3	0	0	3
52.	BY4016	IPR, Biosafety and Entrepreneurship	3	0	0	3



**OBJECTIVE**

- Students will be introduced to the concepts and principles of IWRM, which is inclusive of the economics, public-private partnership, water & health, water & food security and legal & regulatory settings.

**UNIT I CONTEXT FOR IWRM****9**

Water as a global issue: key challenges – Definition of IWRM within the broader context of development – Key elements of IWRM - Principles – Paradigm shift in water management - Complexity of the IWRM process – UN World Water Assessment - SDGs.

**UNIT II WATER ECONOMICS****9**

Economic view of water issues: economic characteristics of water good and services – Non-market monetary valuation methods – Water economic instruments – Private sector involvement in water resources management: PPP objectives, PPP models, PPP processes, PPP experiences through case studies.

**UNIT III LEGAL AND REGULATORY SETTINGS****9**

Basic notion of law and governance: principles of international and national law in the area of water management - Understanding UN law on non-navigable uses of international water courses – International law for groundwater management – World Water Forums – Global Water Partnerships - Development of IWRM in line with legal and regulatory framework.

**UNIT IV WATER AND HEALTH WITHIN THE IWRM CONTEXT****9**

Links between water and health: options to include water management interventions for health – Health protection and promotion in the context of IWRM – Global burden of Diseases - Health impact assessment of water resources development projects – Case studies.

**UNIT V AGRICULTURE IN THE CONCEPT OF IWRM****9**

Water for food production: 'blue' versus 'green' water debate – Water foot print - Virtual water trade for achieving global water and food security – Irrigation efficiencies, irrigation methods - current water pricing policy– scope to relook pricing.

**TOTAL: 45 PERIODS****OUTCOMES**

- On completion of the course, the student is expected to be able to

<b>CO1</b>	Describe the context and principles of IWRM; Compare the conventional and integrated ways water management.
<b>CO2</b>	Select the best economic option among the alternatives; illustrate the pros and cons of PPP through case studies.
<b>CO3</b>	Apply law and governance in the context of IWRM.
<b>CO4</b>	Discuss the linkages between water-health; develop a HIA framework.
<b>CO5</b>	Analyse how the virtual water concept pave way to alternate policy options.

**REFERENCES:**

1. Cech Thomas V., Principles of water resources: history, development, management and policy. John Wiley and Sons Inc., New York. 2003.
2. Mollinga .P. etal “ Integrated Water Resources Management”, Water in South Asia Volume I, Sage Publications, 2006.
3. Technical Advisory Committee, Integrated Water Resources management, Technical Advisory Committee Background Paper No: 4. Global water partnership, Stockholm, Sweden. 2002.
4. Technical Advisory Committee, Dublin principles for water as reflected in comparative assessment of institutional and legal arrangements for Integrated Water Resources Management, Technical Advisory Committee Background paper No: 3. Global water partnership, Stockholm, Sweden. 1999.
5. Technical Advisory Committee, Effective Water Governance”. Technical Advisory Committee Background paper No: 7. Global water partnership, Stockholm, Sweden, 2003.

**CO – PO Mapping - INTEGRATED WATER RESOURCES MANAGEMENT**

POs/PSOs		Course Outcome					Overall Correlation of COs to POs
		CO1	CO2	CO3	CO4	CO5	
PO1	Knowledge of Engineering Sciences	3	2	2	2	2	2
PO2	Problem analysis	1	3	2	2	2	2
PO3	Design / development of solutions		2	2	2	2	2
PO4	Investigation	1	2			1	1
PO5	Modern Tool Usage	1	1	2	1	1	1
PO6	Individual and Team work		2	2			2
PO7	Communication		2	2			2
PO8	Engineer and Society	2	2	3	2	3	3
PO9	Ethics		2	3	2	2	2
PO10	Environment and Sustainability	3	3	3	3	3	3
PO11	Project Management and Finance	1	1	1		1	1
PO12	Life Long Learning		2	2	2	2	2
PSO1	Knowledge of field research methodology, gender, legal and environmental aspects in the context of integrated water resources management	3	2	2	2	2	2
PSO2	Formulate, analyze and comprehend the differences in social and environmental variability in South Indian context with their peers and strive to work towards sustainability	2	2	2	2	2	2
PSO3	Produce and publish professional reports, peer-reviewed journal, on contemporary and state of the art research in integrated water resources management	2	2	2	2	2	2



**OBJECTIVES:**

- Understand the accelerating health impacts due to the present managerial aspects and initiatives in water and sanitation and health sectors in the developing scenario

**UNIT I FUNDAMENTALS WASH****9**

Meanings and Definition: Safe Water- Health, Nexus: Water- Sanitation - Health and Hygiene – Equity issues-Water security - Food Security. Sanitation And Hygiene (WASH) and Integrated Water Resources Management (IWRM) - Need and Importance of WASH

**UNIT II MANAGERIAL IMPLICATIONS AND IMPACT****9**

Third World Scenario – Poor and Multidimensional Deprivation--Health Burden in Developing Scenario - Factors contribute to water, sanitation and hygiene related diseases-Social: Social Stratification and Literacy Demography: Population and Migration- Fertility - Mortality- Environment: Water Borne-Water Washed and Water Based Diseases - Economic: Wage - Water and Health Budgeting -Psychological: Non-compliance - Disease Relapse - Political: Political Will.

**UNIT III CHALLENGES IN MANAGEMENT AND DEVELOPMENT****9**

Common Challenges in WASH - Bureaucracy and Users- Water Utilities -Sectoral Allocation:- Infrastructure- Service Delivery: Health services: Macro and Micro- level: Community and Gender Issues- Equity Issues - Paradigm Shift: Democratization of Reforms and Initiatives.

**UNIT IV GOVERNANCE****9**

Public health -Community Health Assessment and Improvement Planning (CHA/CHIP)-Infrastructure and Investments on Water, (WASH) - Cost Benefit Analysis – Institutional Intervention-Public Private Partnership - Policy Directives - Social Insurance -Political Will vs Participatory Governance -

**UNIT V INITIATIVES****9**

Management vs Development -Accelerating Development- Development Indicators -Inclusive Development-Global and Local- Millennium Development Goal (MDG) and Targets - Five Year Plans - Implementation - Capacity Building - Case studies on WASH.

**TOTAL: 45 PERIODS****OUTCOMES:**

<b>C0</b>	Capture to fundamental concepts and terms which are to be applied and understood through the study.
<b>C0</b>	Comprehend the various factors affecting water sanitation and health through the lens of the world scenario.
<b>C0</b>	Critically analyse and articulate the underlying common challenges in water, sanitation and health.
<b>C0</b>	Acquire knowledge on the attributes of governance and its say on water sanitation and health.
<b>C0</b>	Gain an overarching insight into the aspects of sustainable resource management in the absence of a clear level playing field in the developmental aspects.

## REFERENCES

1. Bonitha R., Beaglehole R., Kjellstrom, 2006, "Basic Epidemiology", 2<sup>nd</sup> Edition, World Health Organization.
2. Van Note Chism, N. and Bickford, D. J. (2002), Improving the environment for learning: An expanded agenda. *New Directions for Teaching and Learning*, 2002: 91–98. doi: 10.1002/tl.831 Improving the Environment for learning: An Expanded Agenda
3. National Research Council. *Global Issues in Water, Sanitation, and Health: Workshop Summary*. Washington, DC: The National Academies Press, 2009.
4. Sen, Amartya 1997. *On Economic Inequality*. Enlarged edition, with annex by James Foster and Amartya Sen, Oxford: Clarendon Press, 1997.
5. *Intersectoral Water Allocation Planning and Management*, 2000, World Bank Publishers [www.Amazon.com](http://www.Amazon.com)
6. Third World Network.org ([www.twn.org](http://www.twn.org)).

## CO PO MAPPING : WATER, SANITATION AND HEALTH

PO/PSO		Course Outcome					Overall Correlation of COs to POs
		CO1	CO2	CO3	CO4	CO5	
PO1	Knowledge of Engineering Sciences	1	1		M	1	1
PO2	Problem analysis	2	2		2	2	2
PO3	Design / development of solutions		2		1	2	2
PO4	Investigation	2	3		3	3	3
PO5	Modern Tool Usage				1		1
PO6	Individual and Team work	2	2		1	2	2
PO7	Communication				2	2	2
PO8	Engineer and Society	3	3		3	3	3
PO9	Ethics		1		2	2	2
PO10	Environment and Sustainability	3				3	3
PO11	Project Management and Finance					1	1
PO12	Life Long Learning	2	3	2	3	3	3
PSO1	Explain the concepts of water management, field research methodology, gender, legal and environmental aspects in the context of integrated water resources management		3	3		3	3
PSO2	Formulate, analyse and comprehend the differences in social and economic variability in South Asian context with their peers and strive to work towards sustainability.		3	2		3	3
PSO3	Produce and publish professional reports, peer reviewed journal on contemporary and state of art research in water resources Engineering.		3	3		3	2

**OBJECTIVES:**

- To impart knowledge on environmental, social and economic dimensions of sustainability and the principles evolved through landmark events so as to develop an action mindset for sustainable development.

**UNIT I SUSTAINABILITY AND DEVELOPMENT CHALLENGES 9**

Definition of sustainability – environmental, economical and social dimensions of sustainability - sustainable development models – strong and weak sustainability – defining development- millennium development goals – mindsets for sustainability: earthly, analytical, precautionary, action and collaborative– syndromes of global change: utilisation syndromes, development syndromes, and sink syndromes – core problems and cross cutting Issues of the 21 century - global, regional and local environmental issues – social insecurity - resource degradation –climate change – desertification.

**UNIT II PRINCIPLES AND FRAME WORK 9**

History and emergence of the concept of sustainable development - our common future - Stockholm to Rio plus 20– Rio Principles of sustainable development – Agenda 21 natural step- peoples earth charter – business charter for sustainable development –UN Global Compact - Role of civil society, business and government – United Nations’ 2030 Agenda for sustainable development – 17 sustainable development goals and targets, indicators and intervention areas

**UNIT III SUSTAINABLE DEVELOPMENT AND WELLBEING 9**

The Unjust World and inequities - Quality of Life - Poverty, Population and Pollution - Combating Poverty - Demographic dynamics of sustainability - Strategies to end Rural and Urban Poverty and Hunger – Sustainable Livelihood Framework- Health, Education and Empowerment of Women, Children, Youth, Indigenous People, Non-Governmental Organizations, Local Authorities and Industry for Prevention, Precaution , Preservation and Public participation.

**UNIT IV SUSTAINABLE SOCIO-ECONOMIC SYSTEMS 10**

Sustainable Development Goals and Linkage to Sustainable Consumption and Production – Investing in Natural Capital- Agriculture, Forests, Fisheries - Food security and nutrition and sustainable agriculture- Water and sanitation - Biodiversity conservation and Ecosystem integrity –Ecotourism - Sustainable Cities – Sustainable Habitats- Green Buildings - Sustainable Transportation — Sustainable Mining - Sustainable Energy– Climate Change –Mitigation and Adaptation - Safeguarding Marine Resources - Financial Resources and Mechanisms

**UNIT V ASSESSING PROGRESS AND WAY FORWARD 8**

Nature of sustainable development strategies and current practice- Sustainability in global, regional and national context –Approaches to measuring and analysing sustainability– limitations of GDP- Ecological Footprint- Human Development Index- Human Development Report – National initiatives for Sustainable Development - Hurdles to Sustainability - Science and Technology for sustainable development – Performance indicators of sustainability and Assessment mechanism – Inclusive Green Growth and Green

**OUTCOMES:**

- On completion of the course, the student is expected to be able to

CO1	Explain and evaluate current challenges to sustainability, including modern world social, environmental, and economic structures and crises.
CO2	Identify and critically analyze the social environmental, and economic dimensions of sustainability in terms of UN Sustainable development goals
CO3	Develop a fair understanding of the social, economic and ecological linkage of Human well being, production and consumption
CO4	Evaluate sustainability issues and solutions using a holistic approach that focuses on connections between complex human and natural systems.
CO5	Integrate knowledge from multiple sources and perspectives to understand environmental limits governing human societies and economies and social justice dimensions of sustainability.

**REFERENCES:**

- Tom Theis and Jonathan Tomkin, Sustainability: A Comprehensive Foundation, Rice University, Houston, Texas, 2012
- A guide to SDG interactions:from science to implementation, International Council for Science, Paris,2017
- Karel Mulder, Sustainable Development for Engineers - A Handbook and Resource Guide, Roulledge Taylor and Francis, 2017.
- The New Global Frontier - Urbanization, Poverty and Environmentin the 21st Century - *George Martine,Gordon McGranahan,Mark Montgomery and Rogelio Fernández-Castilla*, IIED and UNFPA, Earthscan, UK, 2008
- Nolberto Munier, Introduction to Sustainability: Road to a Better Future, Springer, 2006
- Barry Dalal Clayton and Stephen Bass, Sustainable Development Strategies- a resource book”, Earthscan Publications Ltd, London, 2002.

**CO – PO Mapping –Principles of Sustainable Development**

PO/PSO		Course Outcome					Overall Correlation o COs to POs
		CO1	CO2	CO3	CO4	CO5	
PO1	Knowledge of Engineering Science						
PO2	Problem analysis	3	3				3
PO3	Design / development of solutions				3	3	3
PO4	Investigation		2	2	2	2	2
PO5	Modern Tool Usage						
PO6	Individual and Team work		2	2			2
PO7	Communication					1	1
PO8	Engineer and Society	3			3		3
PO9	Ethics				2	2	2
PO10	Environment and Sustainability	3	3	3	3	3	3
PO11	Project Management and Finance						
PO12	Life Long Learning					1	1
PSO1	Knowledge of Environmental Management discipline	3	3	3	3		3
PSO2	Environmental Performance Evaluation and coordination						

PSO3	Conceptualization of Environmental Management Systems						
------	---	--	--	--	--	--	--

**OCE434**

**ENVIRONMENTAL IMPACT ASSESSMENT**

**L T P C**  
**3 0 0 3**

**OBJECTIVES:**

- To make the students to understand environmental clearance, its legal requirements and to provide knowledge on overall methodology of EIA, prediction tools and models, environmental management plan and case studies.

**UNIT I INTRODUCTION**

**9**

Historical development of Environmental Impact Assessment (EIA). Environmental Clearance- EIA in project cycle. legal and regulatory aspects in India – types and limitations of EIA –EIA process- screening – scoping - terms of reference in EIA- setting – analysis – mitigation. Cross sectoral issues –public hearing in EIA- EIA consultant accreditation.

**UNIT II IMPACT IDENTIFICATION AND PREDICTION**

**10**

Matrices – networks – checklists – cost benefit analysis – analysis of alternatives – expert systems in EIA. prediction tools for EIA – mathematical modeling for impact prediction – assessment of impacts – air – water – soil – noise – biological — cumulative impact assessment

**UNIT III SOCIO-ECONOMIC IMPACT ASSESSMENT**

**8**

Socio-economic impact assessment - relationship between social impacts and change in community and institutional arrangements. factors and methodologies- individual and family level impacts. communities in transition-rehabilitation

**UNIT IV EIA DOCUMENTATION AND ENVIRONMENTAL MANAGEMENT PLAN**

**9**

Environmental management plan - preparation, implementation and review – mitigation and rehabilitation plans – policy and guidelines for planning and monitoring programmes – post project audit – documentation of EIA findings – ethical and quality aspects of environmental impact assessment

**UNIT V CASE STUDIES**

**9**

Mining, power plants, cement plants, highways, petroleum refining industry, storage & handling of hazardous chemicals, common hazardous waste facilities, CETPs, CMSWMF, building and construction projects

**TOTAL: 45 PERIODS**

**OUTCOMES:**

- On completion of the course, the student is expected to be able to

<b>CO1</b>	Understand need for environmental clearance, its legal procedure, need of EIA, types, stakeholders and their roles
<b>CO2</b>	Understand various impact identification methodologies, prediction techniques a model of impacts on various environments
<b>CO3</b>	Understand relationship between social impacts and change in community due development activities and rehabilitation methods
<b>CO4</b>	Document the EIA findings and prepare environmental management and monitoring plan
<b>CO5</b>	Identify, predict and assess impacts of similar projects based on case studies

**REFERENCES:**

1. EIA Notification 2006 including recent amendments, by Ministry of Environment, Forest and Climate Change, Government of India
2. Sectoral Guidelines under EIA Notification by Ministry of Environment, Forest and Climate Change, Government of India
3. Canter, L.W., Environmental Impact Assessment, McGraw Hill, New York. 1996
4. Lawrence, D.P., Environmental Impact Assessment – Practical solutions to recurrent problems, Wiley-Interscience, New Jersey. 2003
5. Lee N. and George C. 2000. Environmental Assessment in Developing and Transitional Countries. Chichester: Willey
6. World Bank –Source book on EIA ,1999
7. Sam Mannan, Lees' Loss Prevention in the Process Industries, Hazard Identification Assessment and Control, 4th Edition, Butterworth Heineman, 2012.

**CO – PO Mapping- ENVIRONMENTAL IMPACT ASSESSMENT**

PO/PSO		Course Outcome					Overall Correlation of COs to Pos
		CO1	CO2	CO3	CO4	CO5	
PO1	Knowledge of Engineering Sciences		3			3	3
PO2	Problem analysis		2	2			2
PO3	Design / development of solutions		3	3	3		3
PO4	Investigation		2	2		2	2
PO5	Modern Tool Usage		2	2	3		2
PO6	Individual and Team work		2	2	2		2
PO7	Communication				1		1
PO8	Engineer and Society	2			2		2
PO9	Ethics	3	3	3	2	2	3
PO10	Environment and Sustainability	3			2		2
PO11	Project Management and Finance				1		L
PO12	Life Long Learning		1	1			L
PSO1	Knowledge of Environmental Engineering discipline	2					2
PSO2	Environmental Performance Evaluation and coordination		2	2	2		2
PSO3	Conceptualization of Environmental Engineering Systems		2		2		2

**OIC431**

**BLOCKCHAIN TECHNOLOGIES**

**L T P C  
3 0 0 3**

**COURSE OBJECTIVES:**

- This course is intended to study the basics of Blockchain technology.
- During this course the learner will explore various aspects of Blockchain technology like application in various domains.
- By implementing, learners will have idea about private and public Blockchain, and smart contract.

**UNIT I INTRODUCTION OF CRYPTOGRAPHY AND BLOCKCHAIN 9**  
 Introduction to Blockchain, Blockchain Technology Mechanisms & Networks, Blockchain Origins, Objective of Blockchain, Blockchain Challenges, Transactions and Blocks, P2P Systems, Keys as Identity, Digital Signatures, Hashing, and public key cryptosystems, private vs. public Blockchain.

**UNIT II BITCOIN AND CRYPTOCURRENCY 9**  
 Introduction to Bitcoin, The Bitcoin Network, The Bitcoin Mining Process, Mining Developments, Bitcoin Wallets, Decentralization and Hard Forks, Ethereum Virtual Machine (EVM), Merkle Tree, Double-Spend Problem, Blockchain and Digital Currency, Transactional Blocks, Impact of Blockchain Technology on Cryptocurrency.

**UNIT III INTRODUCTION TO ETHEREUM 9**  
 Introduction to Ethereum, Consensus Mechanisms, Metamask Setup, Ethereum Accounts, , Transactions, Receiving Ethers, Smart Contracts.

**UNIT-IV INTRODUCTION TO HYPERLEDGER AND SOLIDITY PROGRAMMING 10**  
 Introduction to Hyperledger, Distributed Ledger Technology & its Challenges, Hyperledger & Distributed Ledger Technology, Hyperledger Fabric, Hyperledger Composer. Solidity - Language of Smart Contracts, Installing Solidity & Ethereum Wallet, Basics of Solidity, Layout of a Solidity Source File & Structure of Smart Contracts, General Value Types.

**UNIT V BLOCKCHAIN APPLICATIONS 8**  
 Internet of Things, Medical Record Management System, Domain Name Service and Future of Blockchain, Alt Coins.

**TOTAL: 45 PERIODS**

**COURSE OUTCOMES:**

After the completion of this course, student will be able to

- CO1:** Understand and explore the working of Blockchain technology
- CO2:** Analyze the working of Smart Contracts
- CO3:** Understand and analyze the working of Hyperledger
- CO4:** Apply the learning of solidity to build de-centralized apps on Ethereum
- CO5:** Develop applications on Blockchain

**REFERENCES:**

1. Imran Bashir, “Mastering Blockchain: Distributed Ledger Technology, Decentralization, and Smart Contracts Explained”, Second Edition, Packt Publishing, 2018.
2. Narayanan, J. Bonneau, E. Felten, A. Miller, S. Goldfeder, “Bitcoin and Cryptocurrency Technologies: A Comprehensive Introduction” Princeton University Press, 2016
3. Antonopoulos, Mastering Bitcoin, O’Reilly Publishing, 2014. .
4. Antonopoulos and G. Wood, “Mastering Ethereum: Building Smart Contracts and Dapps”, O’Reilly Publishing, 2018.
5. D. Drescher, Blockchain Basics. Apress, 2017.

**CO-PO Mapping**

CO	POs					
	PO1	PO2	PO3	PO4	PO5	PO6
<b>1</b>	2	1	3	2	2	3
<b>2</b>	2	1	2	3	2	2
<b>3</b>	2	1	3	1	2	1
<b>4</b>	2	1	2	3	2	2
<b>5</b>						
<b>Avg</b>	2.00	1.00	2.50	2.25	2.00	2.00

**COURSE OBJECTIVES:**

- Develop and Train Deep Neural Networks.
- Develop a CNN, R-CNN, Fast R-CNN, Faster-R-CNN, Mask-RCNN for detection and recognition
- Build and train RNNs, work with NLP and Word Embeddings
- The internal structure of LSTM and GRU and the differences between them
- The Auto Encoders for Image Processing

**UNIT I DEEP LEARNING CONCEPTS**

Fundamentals about Deep Learning. Perception Learning Algorithms. Probabilistic modelling. Early Neural Networks. How Deep Learning different from Machine Learning. Scalars. Vectors. Matrixes, Higher Dimensional Tensors. Manipulating Tensors. Vector Data. Time Series Data. Image Data. Video Data.

**UNIT II NEURAL NETWORKS**

About Neural Network. Building Blocks of Neural Network. Optimizers. Activation Functions. Loss Functions. Data Pre-processing for neural networks, Feature Engineering. Overfitting and Underfitting. Hyperparameters.

**UNIT III CONVOLUTIONAL NEURAL NETWORK**

About CNN. Linear Time Invariant. Image Processing Filtering. Building a convolutional neural network. Input Layers, Convolution Layers. Pooling Layers. Dense Layers. Backpropagation Through the Convolutional Layer. Filters and Feature Maps. Backpropagation Through the Pooling Layers. Dropout Layers and Regularization. Batch Normalization. Various Activation Functions. Various Optimizers. LeNet, AlexNet, VGG16, ResNet. Transfer Learning with Image Data. Transfer Learning using Inception Oxford VGG Model, Google Inception Model, Microsoft ResNet Model. R-CNN, Fast R-CNN, Faster R-CNN, Mask-RCNN, YOLO

**UNIT VI NATURAL LANGUAGE PROCESSING USING RNN**

About NLP & its Toolkits. Language Modeling . Vector Space Model (VSM). Continuous Bag of Words (CBOW). Skip-Gram Model for Word Embedding. Part of Speech (PoS) Global Co-occurrence Statistics-based Word Vectors. Transfer Learning. Word2Vec. Global Vectors for Word Representation GloVe. Backpropagation Through Time. Bidirectional RNNs (BRNN) . Long Short Term Memory (LSTM). Bi-directional LSTM. Sequence-to-Sequence Models (Seq2Seq). Gated recurrent unit GRU.

**UNIT V DEEP REINFORCEMENT & UNSUPERVISED LEARNING**

About Deep Reinforcement Learning. Q-Learning. Deep Q-Network (DQN). Policy Gradient Methods. Actor-Critic Algorithm. About Autoencoding. Convolutional Auto Encoding. Variational Auto Encoding. Generative Adversarial Networks. Autoencoders for Feature Extraction. Auto Encoders for Classification. Denoising Autoencoders. Sparse Autoencoders

**COURSE OUTCOMES:**

**CO1:** Feature Extraction from Image and Video Data

**CO2:** Implement Image Segmentation and Instance Segmentation in Images

**CO3:** Implement image recognition and image classification using a pretrained network (Transfer Learning)

**CO4:** Traffic Information analysis using Twitter Data



**CO5:** Autoencoder for Classification & Feature Extraction

**TOTAL : 45 PERIODS**

**REFERENCES**

1. Deep Learning A Practitioner's Approach Josh Patterson and Adam Gibson O'Reilly Media, Inc.2017
2. Learn Keras for Deep Neural Networks, Jojo Moolayil, Apress,2018
3. Deep Learning Projects Using TensorFlow 2, Vinita Silaparasetty, Apress, 2020
4. Deep Learning with Python, FRANÇOIS CHOLLET, MANNING SHELTER ISLAND,2017
5. Pro Deep Learning with TensorFlow, Santanu Pattanayak, Apress,2017

**OBA431**

**SUSTAINABLE MANAGEMENT**

**LT P C**  
**3 0 0 3**

**COURSE OBJECTIVES:**

- To provide students with fundamental knowledge of the notion of corporate sustainability.
- To determine how organizations impacts on the environment and socio-technical systems, the relationship between social and environmental performance and competitiveness, the approaches and methods.

**UNIT I MANAGEMENT OF SUSTAINABILITY 9**

Management of sustainability -rationale and political trends: An introduction to sustainability management, International and European policies on sustainable development, theoretical pillars in sustainability management studies.

**UNIT II CORPORATE SUSTAINABILITY AND RESPONSIBILITY 9**

Corporate sustainability parameter, corporate sustainability institutional framework, integration of sustainability into strategic planning and regular business practices, fundamentals of stakeholder engagement.

**UNIT III SUSTAINABILITY MANAGEMENT: STRATEGIES AND APPROACHES 9**

Corporate sustainability management and competitiveness: Sustainability-oriented corporate strategies, markets and competitiveness, Green Management between theory and practice, Sustainable Consumption and Green Marketing strategies, Environmental regulation and strategic postures; Green Management approaches and tools; Green engineering: clean technologies and innovation processes; Sustainable Supply Chain Management and Procurement.

**UNIT IV SUSTAINABILITY AND INNOVATION 9**

Socio-technical transitions and sustainability, Sustainable entrepreneurship, Sustainable pioneers in green market niches, Smart communities and smart specializations.

**UNIT V SUSTAINABLE MANAGEMENT OF RESOURCES, COMMODITIES AND COMMONS 9**

Energy management, Water management, Waste management, Wild Life Conservation, Emerging trends in sustainable management, Case Studies.

**TOTAL: 45 PERIODS**

**COURSE OUTCOMES:**

- CO1: An understanding of sustainability management as an approach to aid in evaluating and minimizing environmental impacts while achieving the expected social impact.
- CO2: An understanding of corporate sustainability and responsible Business Practices
- CO3: Knowledge and skills to understand, to measure and interpret sustainability performances.

CO4: Knowledge of innovative practices in sustainable business and community management

CO5: Deep understanding of sustainable management of resources and commodities

**REFERENCES:**

1. Daddi, T., Iraldo, F., Testa, Environmental Certification for Organizations and Products: Management, 2015
2. Christian N. Madu, Handbook of Sustainability Management 2012
3. Petra Molthan-Hill, The Business Student's Guide to Sustainable Management: Principles and Practice, 2014
4. Margaret Robertson, Sustainability Principles and Practice, 2014
5. Peter Rogers, An Introduction to Sustainable Development, 2006

**MAPPING OF POs AND COs:**

	<b>PO1</b>	<b>PO2</b>	<b>PO3</b>	<b>PO4</b>	<b>PO5</b>	<b>PO6</b>
<b>CO1</b>	3	3	2	1	2	2
<b>CO2</b>	3	2	2	2	1	2
<b>CO3</b>	3	3	1	2	2	3
<b>CO4</b>	3	3	2	1	1	2
<b>CO5</b>	3	3	2	1	2	2

**OBA432**

**MICRO AND SMALL BUSINESS MANAGEMENT**

**L T P C  
3 0 0 3**

**COURSE OBJECTIVES**

- To familiarize students with the theory and practice of small business management.
- To learn the legal issues faced by small business and how they impact operations.

**UNIT I INTRODUCTION TO SMALL BUSINESS**

**9**

Creation, Innovation, entrepreneurship and small business - Defining Small Business –Role of Owner – Manager – government policy towards small business sector –elements of entrepreneurship –evolution of entrepreneurship –Types of Entrepreneurship – social, civic, corporate - Business life cycle - barriers and triggers to new venture creation – process to assist start ups – small business and family business.

**UNIT II SCREENING THE BUSINESS OPPORTUNITY AND FORMULATING THE BUSINESS PLAN**

**9**

Concepts of opportunity recognition; Key factors leading to new venture failure; New venture screening process; Applying new venture screening process to the early stage small firm Role planning in small business – importance of strategy formulation – management skills for small business creation and development.

**UNIT III BUILDING THE RIGHT TEAM AND MARKETING STRATEGY**

**9**

Management and Leadership – employee assessments – Tuckman’s stages of group development - The entrepreneurial process model - Delegation and team building - Comparison of HR management in small and large firms - Importance of coaching and how to apply a coaching model.  
Marketing within the small business - success strategies for small business marketing - customer delight and business generating systems, - market research, - assessing market performance- sales management and strategy - the marketing mix and marketing strategy.

**UNIT IV FINANCING SMALL BUSINESS 9**

Main sources of entrepreneurial capital; Nature of 'bootstrap' financing - Difference between cash and profit - Nature of bank financing and equity financing - Funding-equity gap for small firms. Importance of working capital cycle - Calculation of break-even point - Power of gross profit margin- Pricing for profit - Credit policy issues and relating these to cash flow management and profitability.

**UNIT V VALUING SMALL BUSINESS AND CRISIS MANAGEMENT 9**

Causes of small business failure - Danger signals of impending trouble - Characteristics of poorly performing firms - Turnaround strategies - Concept of business valuation - Different valuation measurements - Nature of goodwill and how to measure it - Advantages and disadvantages of buying an established small firm - Process of preparing a business for sale.

**TOTAL: 45 PERIODS**

**COURSE OUTCOMES**

- CO1. Familiarise the students with the concept of small business
- CO2. In depth knowledge on small business opportunities and challenges
- CO3. Ability to devise plans for small business by building the right skills and marketing strategies
- CO4. Identify the funding source for small start ups
- CO5. Business evaluation for buying and selling of small firms

**REFERENCES**

1. Hankinson,A.(2000). "The key factors in the profile of small firm owner-managers that influence business performance. The South Coast Small Firms Survey, 1997-2000." Industrial and Commercial Training 32(3):94-98.
2. Parker,R.(2000). "Small is not necessarily beautiful: An evaluation of policy support for small and medium-sized enterprise in Australia." Australian Journal of Political Science 35(2):239-253.
3. Journal articles on SME's.

**MAPPING OF POs AND COs**

	<b>PO1</b>	<b>PO2</b>	<b>PO3</b>	<b>PO4</b>	<b>PO5</b>	<b>PO6</b>
<b>CO1</b>	2	2	1	1	-	-
<b>CO2</b>	3	3	3	3	2	3
<b>CO3</b>	3	3	2	2	3	3
<b>CO4</b>	3	2	2	2	1	1
<b>CO5</b>	3	2	2	3	2	1

**OBA433 INTELLECTUAL PROPERTY RIGHTS L T P C  
3 0 0 3**

**COURSE OBJECTIVE**

- To understand intellectual property rights and its valuation.

**UNIT I INTRODUCTION 9**

Intellectual property rights - Introduction, Basic concepts, Patents, Copyrights, Trademarks, Trade Secrets, Geographic Indicators; Nature of Intellectual Property, Technological Research, Inventions and Innovations, History - the way from WTO to WIPO, TRIPS.

**UNIT II PROCESS****9**

New Developments in IPR, Procedure for grant of Patents, TM, GIs, Patenting under Patent Cooperation Treaty, Administration of Patent system in India, Patenting in foreign countries.

**UNIT III STATUTES****9**

International Treaties and conventions on IPRs, The TRIPs Agreement, PCT Agreement, The Patent Act of India, Patent Amendment Act (2005), Design Act, Trademark Act, Geographical Indication Act, Bayh-Dole Act and Issues of Academic Entrepreneurship.

**UNIT IV STRATEGIES IN INTELLECTUAL PROPERTY****9**

Strategies for investing in R&D, Patent Information and databases, IPR strength in India, Traditional Knowledge, Case studies.

**UNIT V MODELS****9**

The technologies Know-how, concept of ownership, Significance of IP in Value Creation, IP Valuation and IP Valuation Models, Application of Real Option Model in Strategic Decision Making, Transfer and Licensing.

**TOTAL: 45 PERIODS****COURSE OUTCOMES**

CO1: Understanding of intellectual property and appreciation of the need to protect it

CO2: Awareness about the process of patenting

CO3: Understanding of the statutes related to IPR

CO4: Ability to apply strategies to protect intellectual property

CO5: Ability to apply models for making strategic decisions related to IPR

**REFERENCES**

1. V. Sople Vinod, Managing Intellectual Property by (Prentice hall of India Pvt.Ltd), 2006.
2. Intellectual Property rights and copyrights, EssEss Publications.
3. Primer, R. Anita Rao and Bhanoji Rao, Intellectual Property Rights, Lastain Book company.
4. Edited by Derek Bosworth and Elizabeth Webster, The Management of Intellectual Property, Edward Elgar Publishing Ltd., 2006.
5. WIPO Intellectual Property Hand book.

**MAPPING OF POs AND COs**

	PO1	PO2	PO3	PO4	PO5	PO6
CO1	3	3	2	3	2	3
CO2	3	3	2	3	1	3
CO3	3	3	3	3	2	3
CO4	3	3	3	2	1	3
CO5	3	3	3	2	2	3

**OBA434****ETHICAL MANAGEMENT****L T P C****3 0 0 3****COURSE OBJECTIVE**

➤ To help students develop knowledge and competence in ethical management and decision making in organizational contexts.

**UNIT I ETHICS AND SOCIETY****9**

Ethical Management- Definition, Motivation, Advantages-Practical implications of ethical management. Managerial ethics, professional ethics, and social Responsibility-Role of culture and society's expectations- Individual and organizational responsibility to society and the community.

**UNIT II ETHICAL DECISION MAKING AND MANAGEMENT IN A CRISIS****9**

Managing in an ethical crisis, the nature of a crisis, ethics in crisis management, discuss case studies, analyze real-world scenarios, develop ethical management skills, knowledge, and competencies. Proactive crisis management.

**UNIT III STAKEHOLDERS IN ETHICAL MANAGEMENT****9**

Stakeholders in ethical management, identifying internal and external stakeholders, nature of stakeholders, ethical management of various kinds of stakeholders: customers (product and service issues), employees (leadership, fairness, justice, diversity) suppliers, collaborators, business, community, the natural environment (the sustainability imperative, green management, Contemporary issues).

**UNIT IV INDIVIDUAL VARIABLES IN ETHICAL MANAGEMENT****9**

Understanding individual variables in ethics, managerial ethics, concepts in ethical psychology- ethical awareness, ethical courage, ethical judgment, ethical foundations, ethical emotions/intuitions/intensity. Utilization of these concepts and competencies for ethical decision-making and management.

**UNIT V PRACTICAL FIELD-GUIDE, TECHNIQUES AND SKILLS****9**

Ethical management in practice, development of techniques and skills, navigating challenges and dilemmas, resolving issues and preventing unethical management proactively. Role modelling and creating a culture of ethical management and human flourishing.

**TOTAL: 45 PERIODS****COURSE OUTCOMES**

- CO1: Role modelling and influencing the ethical and cultural context.
- CO2: Respond to ethical crises and proactively address potential crises situations.
- CO3: Understand and implement stakeholder management decisions.
- CO4: Develop the ability, knowledge, and skills for ethical management.
- CO5: Develop practical skills to navigate, resolve and thrive in management situations

**REFERENCES**

1. Brad Agle, Aaron Miller, Bill O' Rourke, The Business Ethics Field Guide: the essential companion to leading your career and your company, 2016.
2. Steiner & Steiner, Business, Government & Society: A managerial Perspective, 2011.
3. Lawrence & Weber, Business and Society: Stakeholders, Ethics, Public Policy, 2020.

**MAPPING OF POs AND COs**

	<b>PO1</b>	<b>PO2</b>	<b>PO3</b>	<b>PO4</b>	<b>PO5</b>	<b>PO6</b>
<b>CO1</b>	3	3	2	3	2	3
<b>CO2</b>		3	2	3	1	3
<b>CO3</b>	3	3	3	3	2	3
<b>CO4</b>	3	3	3	2	1	3
<b>CO5</b>	3	3	3	2	2	3

**COURSE OBJECTIVES:**

1. To study about **Internet of Things** technologies and its role in real time applications.
2. To introduce the infrastructure required for IoT
3. To familiarize the accessories and communication techniques for IoT.
4. To provide insight about the embedded processor and sensors required for IoT
5. To familiarize the different platforms and Attributes for IoT

**UNIT I INTRODUCTION TO INTERNET OF THINGS 9**

Overview, Hardware and software requirements for IOT, Sensor and actuators, Technology drivers, Business drivers, Typical IoT applications, Trends and implications.

**UNIT II IOT ARCHITECTURE 9**

IoT reference model and architecture -Node Structure - Sensing, Processing, Communication, Powering, Networking - Topologies, Layer/Stack architecture, IoT standards, Cloud computing for IoT, Bluetooth, Bluetooth Low Energy beacons.

**UNIT III PROTOCOLS AND WIRELESS TECHNOLOGIES FOR IOT 9****PROTOCOLS:**

NFC, SCADA and RFID, Zigbee      MIPI, M-PHY, UniPro, SPMI, SPI, M-PCle      GSM, CDMA, LTE, GPRS, small cell.

**Wireless technologies for IoT:** WiFi (IEEE 802.11), Bluetooth/Bluetooth Smart, ZigBee/ZigBee Smart, UWB (IEEE 802.15.4), 6LoWPAN, Proprietary systems-Recent trends.

**UNIT IV IOT PROCESSORS 9**

**Services/Attributes:** Big-Data Analytics for IOT, Dependability, Interoperability, Security, Maintainability.

**Embedded processors for IOT :** Introduction to Python programming -Building IOT with RASPERRY PI and Arduino.

**UNIT V CASE STUDIES 9**

Industrial IoT, Home Automation, smart cities, Smart Grid, connected vehicles, electric vehicle charging, Environment, Agriculture, Productivity Applications, IOT Defense

**TOTAL: 45 PERIODS****COURSE OUTCOMES:**

At the end of this course, the students will have the ability to

CO1: Analyze the concepts of IoT and its present developments.

CO2: Compare and contrast different platforms and infrastructures available for IoT

CO3: Explain different protocols and communication technologies used in IoT

CO4: Analyze the big data analytic and programming of IoT

CO5: Implement IoT solutions for smart applications

CO	PO					
	1	2	3	4	5	6
1	1	2	1	-	-	-
2	-	2	-	-	-	-
3	1	2	-	1	3	-
4	2		3	3	3	3
5	3	2	3	3	3	3
<b>Avg.</b>	1.75	2	2.33	2.33	3	2

#### REFERENCES:

1. ArshdeepBahga and VijaiMadiseti : A Hands-on Approach “Internet of Things”,Universities Press 2015.
2. Oliver Hersent , David Boswarthick and Omar Elloumi “ The Internet of Things”, Wiley,2016.
3. Samuel Greengard, “ The Internet of Things”, The MIT press, 2015.
4. Adrian McEwen and Hakim Cassimally“Designing the Internet of Things “Wiley,2014.
5. Jean- Philippe Vasseur, Adam Dunkels, “Interconnecting Smart Objects with IP: The Next Internet” Morgan Kuffmann Publishers, 2010.
6. Adrian McEwen and Hakim Cassimally, “Designing the Internet of Things”, John Wiley and sons, 2014.
7. Lingyang Song/DusitNiyato/ Zhu Han/ Ekram Hossain,” Wireless Device-to-Device Communications and Networks, CAMBRIDGE UNIVERSITY PRESS,2015.
8. OvidiuVermesan and Peter Friess (Editors), “Internet of Things: Converging Technologies for Smart Environments and Integrated Ecosystems”, River Publishers Series in Communication, 2013.
9. Vijay Madiseti , ArshdeepBahga, “Internet of Things (A Hands on-Approach)”, 2014.
10. Zach Shelby, Carsten Bormann, “6LoWPAN: The Wireless Embedded Internet”, John Wiley and sons, 2009.
11. Lars T.Berger and Krzysztof Iniewski, “Smart Grid applications, communications and security”, Wiley, 2015.
12. JanakaEkanayake, KithsiriLiyanage, Jianzhong Wu, Akihiko Yokoyama and Nick Jenkins, “ Smart Grid Technology and Applications”, Wiley, 2015.
13. UpenaDalal,”Wireless Communications & Networks,Oxford,2015.

ET4072

**MACHINE LEARNING AND DEEP LEARNING**

**L T P C**

**3 0 0 3**

#### COURSE OBJECTIVES:

The course is aimed at

1. Understanding about the learning problem and algorithms
2. Providing insight about neural networks
3. Introducing the machine learning fundamentals and significance
4. Enabling the students to acquire knowledge about pattern recognition.
5. Motivating the students to apply deep learning algorithms for solving real life problems.

**UNIT I LEARNING PROBLEMS AND ALGORITHMS 9**  
 Various paradigms of learning problems, Supervised, Semi-supervised and Unsupervised algorithms

**UNIT II NEURAL NETWORKS 9**  
 Differences between Biological and Artificial Neural Networks - Typical Architecture, Common Activation Functions, Multi-layer neural network, Linear Separability, Hebb Net, Perceptron, Adaline, Standard Back propagation Training Algorithms for Pattern Association - Hebb rule and Delta rule, Hetero associative, Auto associative, Kohonen Self Organising Maps, Examples of Feature Maps, Learning Vector Quantization, Gradient descent, Boltzmann Machine Learning.

**UNIT III MACHINE LEARNING – FUNDAMENTALS & FEATURE SELECTIONS & CLASSIFICATIONS 9**  
 Classifying Samples: The confusion matrix, Accuracy, Precision, Recall, F1- Score, the curse of dimensionality, training, testing, validation, cross validation, overfitting, under-fitting the data, early stopping, regularization, bias and variance. Feature Selection, normalization, dimensionality reduction, Classifiers: KNN, SVM, Decision trees, Naïve Bayes, Binary classification, multi class classification, clustering.

**UNIT IV DEEP LEARNING: CONVOLUTIONAL NEURAL NETWORKS 9**  
 Feed forward networks, Activation functions, back propagation in CNN, optimizers, batch normalization, convolution layers, pooling layers, fully connected layers, dropout, Examples of CNNs.

**UNIT V DEEP LEARNING: RNNs, AUTOENCODERS AND GANS 9**  
 State, Structure of RNN Cell, LSTM and GRU, Time distributed layers, Generating Text, Autoencoders: Convolutional Autoencoders, Denoising autoencoders, Variational autoencoders, GANs: The discriminator, generator, DCGANs

**TOTAL : 45 PERIODS**

**COURSE OUTCOMES (CO):**

At the end of the course the student will be able to

CO1 : Illustrate the categorization of machine learning algorithms.

CO2: Compare and contrast the types of neural network architectures, activation functions

CO3: Acquaint with the pattern association using neural networks

CO4: Elaborate various terminologies related with pattern recognition and architectures of convolutional neural networks

CO5: Construct different feature selection and classification techniques and advanced neural network architectures such as RNN, Autoencoders, and GANs.

CO	PO					
	1	2	3	4	5	6
1	1	3	1	-	-	-
2	2	3	2	-	-	-
3	3	-	3	-	3	-
4	2	3	3	-	-	-
5	3	3	3	-	3	-
6	3	3	3	-	3	-
7	3	3	3	-	3	-
<b>Avg.</b>	2.42	3	2.57	-	3	-



## REFERENCES:

1. J. S. R. Jang, C. T. Sun, E. Mizutani, Neuro Fuzzy and Soft Computing - A Computational Approach to Learning and Machine Intelligence, 2012, PHI learning
2. Deep Learning, Ian Good fellow, YoshuaBengio and Aaron Courville, MIT Press, ISBN: 9780262035613, 2016.
3. The Elements of Statistical Learning. Trevor Hastie, Robert Tibshirani and Jerome Friedman. Second Edition. 2009.
4. Pattern Recognition and Machine Learning. Christopher Bishop. Springer. 2006.
5. Understanding Machine Learning. Shai Shalev-Shwartz and Shai Ben-David. Cambridge University Press. 2017.

**PX4012**

**RENEWABLE ENERGY TECHNOLOGY**

**L T P C**  
**3 0 0 3**

## OBJECTIVES:

To impart knowledge on

- Different types of renewable energy technologies
- Standalone operation, grid connected operation of renewable energy systems

### **UNIT I INTRODUCTION 9**

Classification of energy sources – Co<sub>2</sub> Emission - Features of Renewable energy - Renewable energy scenario in India -Environmental aspects of electric energy conversion: impacts of renewable energy generation on environment Per Capital Consumption - CO<sub>2</sub> Emission - importance of renewable energy sources, Potentials – Achievements– Applications.

### **UNIT II SOLAR PHOTOVOLTAICS 9**

Solar Energy: Sun and Earth-Basic Characteristics of solar radiation- angle of sunrays on solar collector-Estimating Solar Radiation Empirically - Equivalent circuit of PV Cell- Photovoltaic cell characteristics: P-V and I-V curve of cell-Impact of Temperature and Insolation on I-V characteristic Shading Impacts on I-V characteristics-Bypass diode -Blocking diode.

### **UNIT III PHOTOVOLTAIC SYSTEM DESIGN 9**

Block diagram of solar photovoltaic system : Line commutated converters (inversion mode) - Buck and buck-boost converters - selection of inverter, battery sizing, array sizing - PV system classification- standalone PV systems - Grid tied and grid interactive inverters- grid connection issues

### **UNIT IV WIND ENERGY CONVERSION SYSTEMS 9**

Origin of Winds: Global and Local Winds- Aerodynamics of Wind turbine-Derivation of Betz's limit Power available in wind-Classification of wind turbine: Horizontal Axis wind turbine and Vertical axis wind turbine- Aerodynamic Efficiency-Tip Speed-Tip Speed Ratio-Solidity-Blade Count-Power curve wind turbine - Configurations of wind energy conversion systems: Type A, Type B, Type C and Type D Configurations- Grid connection Issues - Grid integrated SCIG and PMSG based WECS.

### **UNIT V OTHER RENEWABLE ENERGY SOURCES 9**

Qualitative study of different renewable energy resources: ocean, Biomass, Hydrogen energy systems, Fuel cells, Ocean Thermal Energy Conversion (OTEC), Tidal and wave energy, Geothermal Energy Resources.

**TOTAL : 45 PERIODS**

**OUTCOMES:**

After completion of this course, the student will be able to:

- CO1: Demonstrate the need for renewable energy sources.
- CO2: Develop a stand-alone photo voltaic system and implement a maximum power po tracking in the PV system.
- CO3: Design a stand-alone and Grid connected PV system.
- CO4: Analyze the different configurations of the wind energy conversion systems.
- CO5: Realize the basic of various available renewable energy sources

**REFERENCES:**

1. S.N.Bhadra, D. Kastha, & S. Banerjee "Wind Electrical Systems", Oxford University Press 2009.
2. Rai. G.D, "Non conventional energy sources", Khanna publishes, 1993.
3. Rai. G.D," Solar energy utilization", Khanna publishes, 1993.
4. Chetan Singh Solanki, "Solar Photovoltaics: Fundamentals, Technologies and Application: PHI Learning Private Limited, 2012.
5. John Twideu and Tony Weir, "Renewal Energy Resources" BSP Publications, 2006
6. Gray, L. Johnson, "Wind energy system", prentice hall of India, 1995.
7. B.H.Khan, " Non-conventional Energy sources", , McGraw-hill, 2<sup>nd</sup> Edition, 2009.
8. Fang Lin Luo Hong Ye, " Renewable Energy systems", Taylor & Francis Group,2013.

**CO-PO MAPPING :**

	PO1	PO2	PO3	PO4	PO5	PO6
CO1	3		2	2	2	1
CO2	3		2	3	3	3
CO3	3		2	3	3	3
CO4	3		2	3	3	2
CO5	3		2	2	2	2

**PS4093****SMART GRID****L T P C****3 0 0 3****COURSE OBJECTIVES**

- To Study about Smart Grid technologies, different smart meters and advanced metering infrastructure.
- To know about the function of smart grid.
- To familiarize the power quality management issues in Smart Grid.
- To familiarize the high performance computing for Smart Grid applications
- To get familiarized with the communication networks for Smart Grid applications

**UNIT I INTRODUCTION TO SMART GRID****9**

Evolution of Electric Grid, Concept, Definitions and Need for Smart Grid, Smart grid drivers, functions, opportunities, challenges and benefits, Difference between conventional & Smart Grid, Comparison of Micro grid and Smart grid, Present development & International policies in Smart Grid, Smart Grid Initiative for Power Distribution Utility in India – Case Study.

**UNIT II SMART GRID TECHNOLOGIES 9**

Technology Drivers, Smart Integration of energy resources, Smart substations, Substation Automation, Feeder Automation ,Transmission systems: EMS, FACTS and HVDC, Wide area monitoring, Protection and control, Distribution systems: DMS, Volt/Var control, Fault Detection, Isolation and service restoration, Outage management, High-Efficiency Distribution Transformers, Phase Shifting Transformers, Plug in Hybrid Electric Vehicles (PHEV) – Grid to Vehicle and Vehicle to Grid charging concepts.

**UNIT III SMART METERS AND ADVANCED METERING INFRASTRUCTURE 9**

Introduction to Smart Meters, Advanced Metering infrastructure (AMI) drivers and benefits, AMI protocols, standards and initiatives, AMI needs in the smart grid, Phasor Measurement Unit(PMU) & their application for monitoring & protection. Demand side management and demand response programs, Demand pricing and Time of Use, Real Time Pricing, Peak Time Pricing.

**UNIT IV POWER QUALITY MANAGEMENT IN SMART GRID 9**

Power Quality & EMC in Smart Grid, Power Quality issues of Grid connected Renewable Energy Sources, Power Quality Conditioners for Smart Grid, Web based Power Quality monitoring, Power Quality Audit.

**Unit V HIGH PERFORMANCE COMPUTING FOR SMART GRID APPLICATIONS 9**

Architecture and Standards -Local Area Network (LAN), House Area Network (HAN), Wide Area Network (WAN), Broadband over Power line (BPL), PLC, Zigbee, GSM, IP based Protocols, Basics of Web Service and CLOUD Computing, Cyber Security for Smart Grid.

**TOTAL : 45 PERIODS**

**COURSE OUTCOME:**

Students able to

CO1: Relate with the smart resources, smart meters and other smart devices.

CO2: Explain the function of Smart Grid.

CO3: Experiment the issues of Power Quality in Smart Grid.

CO4: Analyze the performance of Smart Grid.

CO5: Recommend suitable communication networks for smart grid applications

**REFERENCES**

1. Stuart Borlase 'Smart Grid: Infrastructure, Technology and Solutions', CRC Press 2012.
2. JanakaEkanayake, Nick Jenkins, KithsiriLiyanaage, Jianzhong Wu, Akihiko Yokoyama, 'Smart Grid: Technology and Applications', Wiley, 2012.
3. Mini S. Thomas, John D McDonald, 'Power System SCADA and Smart Grids', CRC Press, 2015
4. Kenneth C.Budka, Jayant G. Deshpande, Marina Thottan, 'Communication Networks for Smart Grids', Springer, 2014
5. SMART GRID Fundamentals of Design and Analysis, James Momoh, IEEE press, A John Wiley & Sons, Inc., Publication.

**MAPPING OF CO'S WITH PO'S**

CO	PO					
	1	2	3	4	5	6
1	3	2	-	2	2	2
2	3	-	2	2	-	2
3	2	-	1	-	-	-
4	1	-	-	3	3	1
5	-	2	2	2	2	3
AVG	2.25	2	1.66	2.25	2.3	2

**COURSE OBJECTIVES:**

- To learn the core fundamentals of system and web security concepts
- To have through understanding in the security concepts related to networks
- To deploy the security essentials in IT Sector
- To be exposed to the concepts of Cyber Security and cloud security
- To perform a detailed study of Privacy and Storage security and related Issues

**UNIT I SYSTEM SECURITY 9**

Model of network security – Security attacks, services and mechanisms – OSI security architecture -A Cryptography primer- Intrusion detection system- Intrusion Prevention system - Security web applications- Case study: OWASP - Top 10 Web Application Security Risks.

**UNIT II NETWORK SECURITY 9**

Internet Security - Intranet security- Local Area Network Security - Wireless Network Security - Wireless Sensor Network Security- Cellular Network Security - Mobile security - IOT security - Case Study - Kali Linux.

**UNIT III SECURITY MANAGEMENT 9**

Information security essentials for IT Managers- Security Management System - Policy Driven System Management- IT Security - Online Identity and User Management System. Case study: Metasploit

**UNIT IV CYBER SECURITY AND CLOUD SECURITY 9**

Cyber Forensics- Disk Forensics – Network Forensics – Wireless Forensics – Database Forensics – Malware Forensics – Mobile Forensics – Email Forensics- Best security practices for automate Cloud infrastructure management – Establishing trust in IaaS, PaaS, and SaaS Cloud types. Case study: DVWA

**UNIT V PRIVACY AND STORAGE SECURITY 9**

Privacy on the Internet - Privacy Enhancing Technologies - Personal privacy Policies - Detection of Conflicts in security policies- privacy and security in environment monitoring systems. Storage Area Network Security - Storage Area Network Security Devices - Risk management - Physical Security Essentials.

**TOTAL: 45 PERIODS****COURSE OUTCOMES:**

- CO1:** Understand the core fundamentals of system security  
**CO2:** Apply the security concepts to wired and wireless networks  
**CO3:** Implement and Manage the security essentials in IT Sector  
**CO4:** Explain the concepts of Cyber Security and Cyber forensics  
**CO5:** Be aware of Privacy and Storage security Issues.

**REFERENCES**

1. John R. Vacca, Computer and Information Security Handbook, Third Edition, Elsevier 2017
2. Michael E. Whitman, Herbert J. Mattord, Principles of Information Security, Seventh Edition, Cengage Learning, 2022
3. Richard E. Smith, Elementary Information Security, Third Edition, Jones and Bartlett Learning, 2019

4. Mayor, K.K.Mookhey, Jacopo Cervini, Fairuzan Roslan, Kevin Beaver, Metasploit Toolkit for Penetration Testing, Exploit Development and Vulnerability Research, Syngress publications, Elsevier, 2007. ISBN : 978-1-59749-074-0
5. John Sammons, "The Basics of Digital Forensics- The Primer for Getting Started in Digital Forensics", Syngress, 2012
6. Cory Altheide and Harlan Carvey, "Digital Forensics with Open Source Tools",2011 Syngress, ISBN: 9781597495875.
7. Siani Pearson, George Yee "Privacy and Security for Cloud Computing" Computer Communications and Networks, Springer, 2013.

### CO-PO Mapping

CO	POs					
	PO1	PO2	PO3	PO4	PO5	PO6
1	1	2	1	1	2	1
2	2	1	3	1	1	2
3			2	3	3	3
4	2	2	1	2	1	3
5	1		1	1	2	3
<b>Avg</b>	1.50	1.67	1.60	1.60	1.80	2.40

**MP4251**

**CLOUD COMPUTING TECHNOLOGIES**

**L T P C**  
**3 0 0 3**

**COURSE OBJECTIVES:**

- To gain expertise in Virtualization, Virtual Machines and deploy practical virtualization solution
- To understand the architecture, infrastructure and delivery models of cloud computing.
- To explore the roster of AWS services and illustrate the way to make applications in AWS
- To gain knowledge in the working of Windows Azure and Storage services offered by Windows Azure
- To develop the cloud application using various programming model of Hadoop and Aneka

**UNIT I VIRTUALIZATION AND VIRTUALIZATION INFRASTRUCTURE**

Basics of Virtual Machines - Process Virtual Machines – System Virtual Machines –Emulation Interpretation – Binary Translation - Taxonomy of Virtual Machines. Virtualization –Managem Virtualization — Hardware Maximization – Architectures – Virtualization Management – Stora Virtualization – Network Virtualization- Implementation levels of virtualization – virtualization structure virtualization of CPU, Memory and I/O devices – virtual clusters and Resource Management Virtualization for data center automation

**UNIT II CLOUD PLATFORM ARCHITECTURE**

Cloud Computing: Definition, Characteristics - Cloud deployment models: public, private, hybr community – Categories of cloud computing: Everything as a service: Infrastructure, platform, software- Generic Cloud Architecture Design – Layered cloud Architectural Development – Architectural Desi Challenges

**UNIT III AWS CLOUD PLATFORM - IAAS**

**Amazon Web Services:** AWS Infrastructure- AWS API- AWS Management Console - Setting up AV Storage - Stretching out with Elastic Compute Cloud - Elastic Container Service for Kubernetes- AV Developer Tools: AWS Code Commit, AWS Code Build, AWS Code Deploy, AWS Code Pipeline, AV

code Star - AWS Management Tools: Cloud Watch, AWS Auto Scaling, AWS control Tower, CloudFormation, Cloud Trail, AWS License Manager

#### **UNIT IV PAAS CLOUD PLATFORM**

Windows Azure: Origin of Windows Azure, Features, The Fabric Controller – First Cloud APP in Windows Azure- Service Model and Managing Services: Definition and Configuration, Service runtime API- Windows Azure Developer Portal- Service Management API- Windows Azure Storage Characteristics-Storage Services- REST API- Blobs

#### **UNIT V PROGRAMMING MODEL**

Introduction to Hadoop Framework - Mapreduce, Input splitting, map and reduce functions, specifying input and output parameters, configuring and running a job –Developing Map Reduce Applications - Design of Hadoop file system –Setting up Hadoop Cluster- Aneka: Cloud Application Platform, Thread Programming, Task Programming and Map-Reduce Programming in Aneka

**TOTAL: 45 PERIODS**

#### **COURSE OUTCOMES:**

- CO1:** Employ the concepts of virtualization in the cloud computing
- CO2:** Identify the architecture, infrastructure and delivery models of cloud computing
- CO3:** Develop the Cloud Application in AWS platform
- CO4:** Apply the concepts of Windows Azure to design Cloud Application
- CO5:** Develop services using various Cloud computing programming models.

#### **REFERENCES**

1. Bernard Golden, Amazon Web Service for Dummies, John Wiley & Sons, 2013.
2. Raoul Alongi, AWS: The Most Complete Guide to Amazon Web Service from Beginner to Advanced Level, Amazon Asia- Pacific Holdings Private Limited, 2019.
3. Sriram Krishnan, Programming: Windows Azure, O'Reilly, 2010.
4. Rajkumar Buyya, Christian Vacchiola, S.Thamarai Selvi, Mastering Cloud Computing , McGraw Hill Education (India) Pvt. Ltd., 2013.
5. Danielle Ruest, Nelson Ruest, –Virtualization: A Beginner's Guidell, McGraw-Hill Osborne Media, 2009.
6. Jim Smith, Ravi Nair , "Virtual Machines: Versatile Platforms for Systems and Processes", Elsevier/Morgan Kaufmann, 2005.
7. John W.Rittinghouse and James F.Ransome, "Cloud Computing: Implementation, Management, and Security", CRC Press, 2010.
8. Toby Velte, Anthony Velte, Robert Elsenpeter, "Cloud Computing, A Practical Approach", McGraw-Hill Osborne Media, 2009.
9. Tom White, "Hadoop: The Definitive Guide", Yahoo Press, 2012.

**IF4072**

**DESIGN THINKING**

**L T P C  
3 0 0 3**

#### **COURSE OBJECTIVES:**

- To provide a sound knowledge in UI & UX
- To understand the need for UI and UX
- Research Methods used in Design
- Tools used in UI & UX
- Creating a wireframe and prototype



## REFERENCES

1. UX for Developers: How to Integrate User-Centered Design Principles Into Your Day-to-Day Development Work, Westley Knight. Apress, 2018
2. The UX Book: Process and Guidelines for Ensuring a Quality User Experience, Rex Hartson, Pardha Pyla. Morgan Kaufmann, 2012
3. UX Fundamentals for Non-UX Professionals: User Experience Principles for Managers, Writers, Designers, and Developers, Edward Stull. Apress, 2018
4. Lean UX: Designing Great Products with Agile Teams, Gothelf, Jeff, Seiden, and Josh. O'Reilly Media, 2016
5. Designing UX: Prototyping: Because Modern Design is Never Static, Ben Coleman, and Dan Goodwin. SitePoint, 2017

**MU4153**

**PRINCIPLES OF MULTIMEDIA**

**L T P C**  
**3 0 0 3**

### COURSE OBJECTIVES:

- To get familiarity with gamut of multimedia and its significance
- To acquire knowledge in multimedia components.
- To acquire knowledge about multimedia tools and authoring.
- To acquire knowledge in the development of multimedia applications.
- To explore the latest trends and technologies in multimedia

### UNIT I INTRODUCTION

**9**

Introduction to Multimedia – Characteristics of Multimedia Presentation – Multimedia Components – Promotion of Multimedia Based Components – Digital Representation – Media and Data Streams – Multimedia Architecture – Multimedia Documents, Multimedia Tasks and Concerns, Production, sharing and distribution, Hypermedia, WWW and Internet, Authoring, Multimedia over wireless and mobile networks.

#### Suggested Activities:

1. Flipped classroom on media Components.
2. External learning – Interactive presentation.

#### Suggested Evaluation Methods:

1. Tutorial – Handling media components
2. Quizzes on different types of data presentation.

### UNIT II ELEMENTS OF MULTIMEDIA

**9**

Text-Types, Font, Unicode Standard, File Formats, Graphics and Image data representations – data types, file formats, color models; video – color models in video, analog video, digital video, file formats, video display interfaces, 3D video and TV: Audio – Digitization, SNR, SQNR, quantization, audio quality, file formats, MIDI; Animation- Key Frames and Tweening, other Techniques, 2D and 3D Animation.

#### Suggested Activities:

1. Flipped classroom on different file formats of various media elements.
2. External learning – Adobe after effects, Adobe Media Encoder, Adobe Audition.

#### Suggested Evaluation Methods:

1. Demonstration on after effects animations.
2. Quizzes on file formats and color models.



### **UNIT III MULTIMEDIA TOOLS**

**9**

Authoring Tools – Features and Types – Card and Page Based Tools – Icon and Object Based Tools – Time Based Tools – Cross Platform Authoring Tools – Editing Tools – Painting and Drawing Tools – 3D Modeling and Animation Tools – Image Editing Tools – Sound Editing Tools – Digital Movie Tools.

#### **Suggested Activities:**

1. Flipped classroom on multimedia tools.
2. External learning – Comparison of various authoring tools.

#### **Suggested Evaluation Methods:**

1. Tutorial – Audio editing tool.
2. Quizzes on animation tools.

### **UNIT IV MULTIMEDIA SYSTEMS**

**9**

Compression Types and Techniques: CODEC, Text Compression: GIF Coding Standards, JPEG standard – JPEG 2000, basic audio compression – ADPCM, MPEG Psychoacoustics, basic Video compression techniques – MPEG, H.26X – Multimedia Database System – User Interfaces – OS Multimedia Support – Hardware Support – Real Time Protocols – Play Back Architectures – Synchronization – Document Architecture – Hypermedia Concepts: Hypermedia Design – Digital Copyrights, Content analysis.

#### **Suggested Activities:**

1. Flipped classroom on concepts of multimedia hardware architectures.
2. External learning – Digital repositories and hypermedia design.

#### **Suggested Evaluation Methods:**

1. Quizzes on multimedia hardware and compression techniques.
2. Tutorial – Hypermedia design.

### **UNIT V MULTIMEDIA APPLICATIONS FOR THE WEB AND MOBILE PLATFORMS**

**9**

ADDIE Model – Conceptualization – Content Collection – Storyboard–Script Authoring Metaphors – Testing – Report Writing – Documentation. Multimedia for the web and mobile platforms. Virtual Reality, Internet multimedia content distribution, Multimedia Information sharing – social media sharing, cloud computing for multimedia services, interactive cloud gaming. Multimedia information retrieval.

#### **Suggested Activities:**

1. External learning – Game consoles.
2. External learning – VRML scripting languages.

#### **Suggested Evaluation Methods:**

1. Demonstration of simple interactive games.
2. Tutorial – Simple VRML program.

**TOTAL : 45 PERIODS**

#### **COURSE OUTCOMES:**

**CO1:**Handle the multimedia elements effectively.

**CO2:**Articulate the concepts and techniques used in multimedia applications.

**CO3:**Develop effective strategies to deliver Quality of Experience in multimedia applications.

**CO4:**Design and implement algorithms and techniques applied to multimedia objects.

**CO5:**Design and develop multimedia applications following software engineering models.

#### **REFERENCES:**

1. Li, Ze-Nian, Drew, Mark, Liu, Jiangchuan, “Fundamentals of Multimedia”, Springer, Third Edition, 2021.
2. Prabhat K.Andleigh, Kiran Thakrar, “MULTIMEDIA SYSTEMS DESIGN”, Pearson Education, 2015.

3. Gerald Friedland, Ramesh Jain, "Multimedia Computing", Cambridge University Press, 2018. (digital book)
4. Ranjan Parekh, "Principles of Multimedia", Second Edition, McGraw-Hill Education, 2017

**DS4015**

**BIG DATA ANALYTICS**

**L T P C**  
**3 0 0 3**

**COURSE OBJECTIVES:**

- To understand the basics of big data analytics
- To understand the search methods and visualization
- To learn mining data streams
- To learn frameworks
- To gain knowledge on R language

**UNIT I INTRODUCTION TO BIG DATA**

**9**

Introduction to Big Data Platform – Challenges of Conventional Systems - Intelligent data analysis – Nature of Data - Analytic Processes and Tools - Analysis Vs Reporting - Modern Data Analytic Tools- Statistical Concepts: Sampling Distributions - Re-Sampling - Statistical Inference - Prediction Error.

**UNIT II SEARCH METHODS AND VISUALIZATION**

**9**

Search by simulated Annealing – Stochastic, Adaptive search by Evaluation – Evaluation Strategies Genetic Algorithm – Genetic Programming – Visualization – Classification of Visual Data Analysis Techniques – Data Types – Visualization Techniques – Interaction techniques – Specific Visual data analysis Techniques

**UNIT III MINING DATA STREAMS**

**9**

Introduction To Streams Concepts – Stream Data Model and Architecture - Stream Computing -Sampling Data in a Stream – Filtering Streams – Counting Distinct Elements in a Stream – Estimating Moments Counting Oneness in a Window – Decaying Window - Real time Analytics Platform(RTAP) Applications: Case Studies - Real Time Sentiment Analysis, Stock Market Predictions

**UNIT IV FRAMEWORKS**

**9**

MapReduce – Hadoop, Hive, MapR – Sharding – NoSQL Databases - S3 - Hadoop Distributed File Systems – Case Study- Preventing Private Information Inference Attacks on Social Networks- Grand Challenge: Applying Regulatory Science and Big Data to Improve Medical Device Innovation

**UNIT V R LANGUAGE**

**9**

Overview, Programming structures: Control statements -Operators -Functions -Environment and scope issues -Recursion -Replacement functions, R data structures: Vectors -Matrices and arrays -Lists -Data frames -Classes, Input/output, String manipulations

**COURSE OUTCOMES:**

- CO1: understand the basics of big data analytics
- CO2: Ability to use Hadoop, Map Reduce Framework.
- CO3: Ability to identify the areas for applying big data analytics for increasing the business outcome.
- CO4: gain knowledge on R language
- CO5: Contextually integrate and correlate large amounts of information to gain faster insights.

**TOTAL:45 PERIODS**

**REFERENCE:**

1. Michael Berthold, David J. Hand, Intelligent Data Analysis, Springer, 2007.
2. Anand Rajaraman and Jeffrey David Ullman, Mining of Massive Datasets, Cambridge University Press, 3rd edition 2020.
3. Norman Matloff, The Art of R Programming: A Tour of Statistical Software Design, No Starch Press, USA, 2011.
4. Bill Franks, Taming the Big Data Tidal Wave: Finding Opportunities in Huge Data Streams with Advanced Analytics, John Wiley & sons, 2012.
5. Glenn J. Myatt, Making Sense of Data, John Wiley & Sons, 2007.

**CO-PO Mapping**

CO	POs					
	PO1	PO2	PO3	PO4	PO5	PO6
1	3	3	3	3	2	1
2	3	3	3	3	2	1
3	3	3	3	3	2	1
4	3	3	3	3	2	1
5	3	3	3	3	2	1
<b>Avg</b>	<b>3</b>	<b>3</b>	<b>3</b>	<b>3</b>	<b>2</b>	<b>1</b>

**NC4201**

**INTERNET OF THINGS AND CLOUD**

**L T P C**  
**3 0 0 3**

**COURSE OBJECTIVES:**

- To understand Smart Objects and IoT Architectures
- To learn about various IOT-related protocols
- To build simple IoT Systems using Arduino and Raspberry Pi.
- To understand data analytics and cloud in the context of IoT
- To develop IoT infrastructure for popular applications

**UNIT I FUNDAMENTALS OF IoT**

**9**

Introduction to IoT – IoT definition – Characteristics – IoT Complete Architectural Stack – IoT enabling Technologies – IoT Challenges. Sensors and Hardware for IoT – Hardware Platforms – Arduino, Raspberry Pi, Node MCU. A Case study with any one of the boards and data acquisition from sensors.

**UNIT II PROTOCOLS FOR IoT**

**9**

Infrastructure protocol (IPV4/V6/RPL), Identification (URIs), Transport (Wifi, Lifi, BLE), Discovery, Data Protocols, Device Management Protocols. – A Case Study with MQTT/CoAP usage-IoT privacy, security and vulnerability solutions.

**UNIT III CASE STUDIES/INDUSTRIAL APPLICATIONS 9**  
 Case studies with architectural analysis: IoT applications – Smart City – Smart Water – Smart Agriculture – Smart Energy – Smart Healthcare – Smart Transportation – Smart Retail – Smart waste management.

**UNIT IV CLOUD COMPUTING INTRODUCTION 9**  
 Introduction to Cloud Computing - Service Model – Deployment Model- Virtualization Concepts – Cloud Platforms – Amazon AWS – Microsoft Azure – Google APIs.

**UNIT V IoT AND CLOUD 9**  
 IoT and the Cloud - Role of Cloud Computing in IoT - AWS Components - S3 – Lambda - AWS IoT Core - Connecting a web application to AWS IoT using MQTT- AWS IoT Examples. Security Concerns, Risk Issues, and Legal Aspects of Cloud Computing- Cloud Data Security

**TOTAL:45 PERIODS**

**COURSE OUTCOMES:**

**At the end of the course, the student will be able to:**

- CO1:** Understand the various concept of the IoT and their technologies..
- CO2:** Develop IoT application using different hardware platforms
- CO3:** Implement the various IoT Protocols
- CO4:** Understand the basic principles of cloud computing.
- CO5:** Develop and deploy the IoT application into cloud environment

**REFERENCES**

1. "The Internet of Things: Enabling Technologies, Platforms, and Use Cases", by Pethuru Raj and Anupama C. Raman ,CRC Press, 2017
2. Adrian McEwen, Designing the Internet of Things, Wiley,2013.
3. EMC Education Services, "Data Science and Big Data Analytics: Discovering, Analyzing, Visualizing and Presenting Data", Wiley publishers, 2015.
4. Simon Walkowiak, "Big Data Analytics with R" PackT Publishers, 2016
5. Bart Baesens, "Analytics in a Big Data World: The Essential Guide to Data Science and its Applications", Wiley Publishers, 2015.



**MX4073**

**MEDICAL ROBOTICS**

**L T P  
3 0 0**

**COURSE OBJECTIVES:**

- To explain the basic concepts of robots and types of robots
- To discuss the designing procedure of manipulators, actuators and grippers
- To impart knowledge on various types of sensors and power sources
- To explore various applications of Robots in Medicine
- To impart knowledge on wearable robots

**UNIT I INTRODUCTION TO ROBOTICS**

Introduction to Robotics, Overview of robot subsystems, Degrees of freedom, configurations a concept of workspace, Dynamic Stabilization

**Sensors and Actuators**

Sensors and controllers, Internal and external sensors, position, velocity and acceleration sensor Proximity sensors, force sensors Pneumatic and hydraulic actuators, Stepper motor control circuit End effectors, Various types of Grippers, PD and PID feedback actuator models

## **UNIT II        MANIPULATORS & BASIC KINEMATICS**

Construction of Manipulators, Manipulator Dynamic and Force Control, Electronic and pneumatic manipulator, Forward Kinematic Problems, Inverse Kinematic Problems, Solutions of Inverse Kinematic problems

### **Navigation and Treatment Planning**

Variable speed arrangements, Path determination – Machinery vision, Ranging – Laser – Acoustic Magnetic, fiber optic and Tactile sensor

## **UNIT III        SURGICAL ROBOTS**

Da Vinci Surgical System, Image guided robotic systems for focal ultrasound based surgical applications, System concept for robotic Tele-surgical system for off-pump, CABG surgery, Urologic applications, Cardiac surgery, Neuro-surgery, Pediatric and General Surgery, Gynecologic Surgery, General Surgery and Nanorobotics. Case Study

## **UNIT IV        REHABILITATION AND ASSISTIVE ROBOTS**

Pediatric Rehabilitation, Robotic Therapy for the Upper Extremity and Walking, Clinical-Based Gait Rehabilitation Robots, Motion Correlation and Tracking, Motion Prediction, Motion Replication, Portable Robot for Tele rehabilitation, Robotic Exoskeletons – Design considerations, Hybrid assistive limb. Case Study

## **UNIT V        WEARABLE ROBOTS**

Augmented Reality, Kinematics and Dynamics for Wearable Robots, Wearable Robot technology, Sensors, Actuators, Portable Energy Storage, Human-robot cognitive interaction (cHRI), Human-robot physical interaction (pHRI), Wearable Robotic Communication - case study

**TOTAL:45 PERIODS**

### **COURSE OUTCOMES:**

- CO1:** Describe the configuration, applications of robots and the concept of grippers and actuators
- CO2:** Explain the functions of manipulators and basic kinematics
- CO3:** Describe the application of robots in various surgeries
- CO4:** Design and analyze the robotic systems for rehabilitation
- CO5:** Design the wearable robots

### **REFERENCES**

1. Nagrath and Mittal, "Robotics and Control", Tata McGraw Hill, First edition, 2003
2. Spong and Vidhyasagar, "Robot Dynamics and Control", John Wiley and Sons, First edition, 2008
3. Fu.K.S, Gonzalez. R.C., Lee, C.S.G, "Robotics, control", sensing, Vision and Intelligent Systems, Tata McGraw Hill International, First edition, 2008
4. Bruno Siciliano, Oussama Khatib, Springer Handbook of Robotics, 1<sup>st</sup> Edition, Springer, 2008
5. Shane (S.Q.) Xie, Advanced Robotics for Medical Rehabilitation - Current State of the Art and Recent Advances, Springer, 2016
6. Sashi S Kommu, Rehabilitation Robotics, I-Tech Education and Publishing, 2007
7. Jose L. Pons, Wearable Robots: Biomechatronic Exoskeletons, John Wiley & Sons Ltd, England, 2008
8. Howie Choset, Kevin Lynch, Seth Hutchinson, "Principles of Robot Motion: Theory, Algorithms, and Implementations", Prentice Hall of India, First edition, 2005
9. Philippe Coiffet, Michel Chirouze, "An Introduction to Robot Technology", Tata McGraw Hill, First Edition, 1983
10. Jacob Rosen, Blake Hannaford & Richard M Satava, "Surgical Robotics: System Applications & Visions", Springer 2011

11. Jocelyn Troccaz, Medical Robotics, Wiley, 2012
12. Achim Schweikard, Floris Ernst, Medical Robotics, Springer, 2015

### CO-PO Mapping

CO	POs					
	PO1	PO2	PO3	PO4	PO5	PO6
1				1		
2				2		
3	2		2	2	2	2
4	2		2	2	3	2
5	2		2	2	3	3
<b>Avg</b>	<b>2</b>		<b>2</b>	<b>1.8</b>	<b>2.6</b>	<b>2.3</b>

**VE4202**

**EMBEDDED AUTOMATION**

**L T P C**  
**3 0 0 3**

**COURSE OBJECTIVES:**

- To learn about the process involved in the design and development of real-time embedded system
- To develop the embedded C programming skills on 8-bit microcontroller
- To study about the interfacing mechanism of peripheral devices with 8-bit microcontrollers
- To learn about the tools, firmware related to microcontroller programming
- To build a home automation system

**UNIT - I INTRODUCTION TO EMBEDDED C PROGRAMMING 9**

C Overview and Program Structure - C Types, Operators and Expressions - C Control Flow - C Functions and Program Structures - C Pointers And Arrays - FIFO and LIFO - C Structures - Development Tools

**UNIT - II AVR MICROCONTROLLER 9**

ATMEGA 16 Architecture - Nonvolatile and Data Memories - Port System - Peripheral Features : Time Base, Timing Subsystem, Pulse Width Modulation, USART, SPI, Two Wire Serial Interface, ADC, Interrupts - Physical and Operating Parameters

**UNIT – III HARDWARE AND SOFTWARE INTERFACING WITH 8-BIT SERIES CONTROLLERS 9**

Lights and Switches - Stack Operation - Implementing Combinational Logic - Expanding I/O - Interfacing Analog To Digital Convertors - Interfacing Digital To Analog Convertors - LED Displays : Seven Segment Displays, Dot Matrix Displays - LCD Displays - Driving Relays - Stepper Motor Interface - Serial EEPROM - Real Time Clock - Accessing Constants Table - Arbitrary Waveform Generation - Communication Links - System Development Tools

**UNIT – IV VISION SYSTEM 9**

Fundamentals of Image Processing - Filtering - Morphological Operations - Feature Detection and Matching - Blurring and Sharpening - Segmentation - Thresholding - Contours - Advanced Contour Properties - Gradient - Canny Edge Detector - Object Detection - Background Subtraction

**UNIT – V HOME AUTOMATION 9**

Home Automation - Requirements - Water Level Notifier - Electric Guard Dog - Tweeting Bird Feeder - Package Delivery Detector - Web Enabled Light Switch - Curtain Automation - Android Door Lock - Voice Controlled Home Automation - Smart Lighting - Smart Mailbox - Electricity Usage Monitor -Proximity Garage Door Opener - Vision Based Authentic Entry System

**TOTAL: 45 PERIODS**

**COURSE OUTCOMES:**

On successful completion of this course, students will be able to

**CO1:** analyze the 8-bit series microcontroller architecture, features and pin details

**CO2:** write embedded C programs for embedded system application

**CO3:** design and develop real time systems using AVR microcontrollers

**CO4:** design and develop the systems based on vision mechanism

**CO5:** design and develop a real time home automation system

**REFERENCES:**

1. Dhananjay V. Gadre, "Programming and Customizing the AVR Microcontroller", McGraw-Hill, 2001.
2. Joe Pardue, "C Programming for Microcontrollers ", Smiley Micros, 2005.
3. Steven F. Barrett, Daniel J. Pack, "ATMEL AVR Microcontroller Primer : Programming and Interfacing", Morgan & Claypool Publishers, 2012
4. Mike Riley, "Programming Your Home - Automate With Arduino, Android and Your Computer", the Pragmatic Programmers, Llc, 2012.
5. Richard Szeliski, "Computer Vision: Algorithms and Applications", Springer, 2011.
6. Kevin P. Murphy, "Machine Learning - a Probabilistic Perspective", the MIT Press Cambridge, Massachusetts, London, 2012.

**CO-PO Mapping**

CO	POs					
	PO1	PO2	PO3	PO4	PO5	PO6
<b>1</b>	<u>1</u>		<u>1</u>	<u>1</u>	<u>1</u>	
<b>2</b>	<u>1</u>	3	<u>1</u>	<u>1</u>	<u>1</u>	3
<b>3</b>	<u>1</u>	3	<u>1</u>	<u>1</u>	<u>1</u>	3
<b>4</b>	<u>1</u>	3	<u>1</u>	<u>1</u>	<u>1</u>	3
<b>5</b>	<u>1</u>	3	<u>1</u>	<u>1</u>	<u>1</u>	3
<b>Avg</b>	(5/5)=1	(12/4)=3	(5/5)=1	(5/5)=1	(5/5)=1	(12/4)=3

**CX4016****ENVIRONMENTAL SUSTAINABILITY**

**L T P C**  
**3 0 0 3**

**UNIT I INTRODUCTION****9**

Valuing the Environment: Concepts, Valuing the Environment: Methods, Property Rights, Externalities, and Environmental Problems

**UNIT II CONCEPT OF SUSTAINABILITY****9**

Sustainable Development: Defining the Concept, the Population Problem, Natural Resource Economics: An Overview, Energy, Water, Agriculture

**UNIT III SIGNIFICANCE OF BIODIVERSITY****9**

Biodiversity, Forest Habitat, Commercially Valuable Species, Stationary - Source Local Air Pollution, Acid Rain and Atmospheric Modification, Transportation

**UNIT IV POLLUTION IMPACTS****9**

Water Pollution, Solid Waste and Recycling, Toxic Substances and Hazardous Wastes, Global Warming.

**UNIT V ENVIRONMENTAL ECONOMICS****9**

Development, Poverty, and the Environment, Visions of the Future, Environmental economics and policy by Tom Tietenberg, Environmental Economics

**TOTAL : 45 PERIODS****REFERENCES**

1. Andrew Hoffman, Competitive Environmental Strategy - A Guide for the Changing Business Landscape, Island Press.
2. Stephen Doven, Environment and Sustainability Policy: Creation, Implementation, Evaluation, the Federation Press, 2005
3. Robert Brinkmann., Introduction to Sustainability, Wiley-Blackwell., 2016
4. Niko Roorda., Fundamentals of Sustainable Development, 3rd Edn, Routledge, 2020
5. Bhavik R Bakshi., Sustainable Engineering: Principles and Practice, Cambridge University Press, 2019

**TX4092****TEXTILE REINFORCED COMPOSITES****L T P C****3 0 0 3****UNIT I REINFORCEMENTS****9**

Introduction – composites –classification and application; reinforcements- fibres and its properties; preparation of reinforced materials and quality evaluation; preforms for various composites

**UNIT II MATRICES****9**

Preparation, chemistry, properties and applications of thermoplastic and thermoset resins; mechanism of interaction of matrices and reinforcements; optimization of matrices

**UNIT III COMPOSITE MANUFACTURING****9**

Classification; methods of composites manufacturing for both thermoplastics and thermosets- Hand layup, Filament Winding, Resin transfer moulding, prepregs and autoclave moulding, pultrusion, vacuum impregnation methods, compression moulding; post processing of composites and composite design requirements

**UNIT IV TESTING****9**

Fibre volume and weight fraction, specific gravity of composites, tensile, flexural, impact, compression, inter laminar shear stress and fatigue properties of thermoset and thermoplastic composites.

**UNIT V MECHANICS****9**

Micro mechanics, macro mechanics of single layer, macro mechanics of laminate, classical lamination theory, failure theories and prediction of inter laminar stresses using at ware

**TOTAL: 45 PERIODS****REFERENCES**

1. BorZ.Jang, "Advanced Polymer composites", ASM International, USA, 1994.
2. Carlsson L.A. and Pipes R.B., "Experimental Characterization of advanced composite Materials", Second Edition, CRC Press, New Jersey, 1996.
3. George Lubin and Stanley T. Peters, "Handbook of Composites", Springer Publications, 1998.
4. Mel. M. Schwartz, "Composite Materials", Vol. 1 & 2, Prentice Hall PTR, New Jersey, 1997.
5. Richard M. Christensen, "Mechanics of composite materials", Dover Publications, 2005.
6. Sanjay K. Mazumdar, "Composites Manufacturing: Materials, Product, and Process



**NT4002**

**NANOCOMPOSITE MATERIALS**

**L T P C**

**3 0 0 3**

**UNIT I BASICS OF NANOCOMPOSITES**

**9**

Nomenclature, Properties, features and processing of nanocomposites. Sample Preparation and Characterization of Structure and Physical properties. Designing, stability and mechanical properties and applications of super hard nanocomposites.

**UNIT II METAL BASED NANOCOMPOSITES**

**9**

Metal-metal nanocomposites, some simple preparation techniques and their properties. Metal- Oxide or Metal-Ceramic composites, Different aspects of their preparation techniques and their final properties and functionality. Fractal based glass-metal nanocomposites, its designing and fractal dimension analysis. Core-Shell structured nanocomposites

**UNIT III POLYMER BASED NANOCOMPOSITES**

**9**

Preparation and characterization of diblock Copolymer based nanocomposites; Polymer Carbon nanotubes based composites, their mechanical properties, and industrial possibilities.

**UNIT IV NANOCOMPOSITE FROM BIOMATERIALS**

**9**

Natural nanocomposite systems - spider silk, bones, shells; organic-inorganic nanocomposite formation through self-assembly. Biomimetic synthesis of nanocomposites material; Use of synthetic nanocomposites for bone, teeth replacement.

**UNIT V NANOCOMPOSITE TECHNOLOGY**

**9**

Nanocomposite membrane structures- Preparation and applications. Nanotechnology in Textiles and Cosmetics-Nano-fillers embedded polypropylene fibers – Soil repellence, Lotus effect - Nano finishing in textiles (UV resistant, anti-bacterial, hydrophilic, self-cleaning, flame retardant finishes), Sun-screen dispersions for UV protection using titanium oxide – Colour cosmetics. Nanotechnology in Food Technology - Nanopackaging for enhanced shelf life - Smart/Intelligent packaging.

**TOTAL : 45 PERIODS**

**REFERENCES:**

1. Introduction to Nanocomposite Materials. Properties, Processing, Characterization- Thomas E. Twardowski. 2007. DEStech Publications. USA.
2. Nanocomposites Science and Technology - P. M. Ajayan, L.S. Schadler, P. V. Braun 2006.
3. Physical Properties of Carbon Nanotubes- R. Saito 1998.
4. Carbon Nanotubes (Carbon , Vol 33) - M. Endo, S. Iijima, M.S. Dresselhaus 1997.

5. The search for novel, superhard materials- Stan Veprjek (Review Article) JVST A, 1999
6. Nanometer versus micrometer-sized particles-Christian Brosseau, Jamal BeN Youssef, Philippe Talbot, Anne-Marie Konn, (Review Article) J. Appl. Phys, Vol 93, 2003
7. Diblock Copolymer, - Aviram (Review Article), Nature, 2002
8. Bikramjit Basu, Kantesh Balani Advanced Structural Ceramics, A John Wiley & Sons, Inc.,
9. P. Brown and K. Stevens, Nanofibers and Nanotechnology in Textiles, Woodhead publication, London, 2006

**BY4016**

**IPR, BIOSAFETY AND ENTREPRENEURSHIP**

**LT P C  
3 0 0 3**

**UNIT I IPR**

**9**

Intellectual property rights – Origin of the patent regime – Early patents act & Indian pharmaceutical industry – Types of patents – Patent Requirements – Application preparation filing and prosecution – Patentable subject matter – Industrial design, Protection of GMO's IP as a factor in R&D, IP's of relevance to biotechnology and few case studies.

**UNIT II AGREEMENTS, TREATIES AND PATENT FILING PROCEDURES**

**9**

History of GATT Agreement – Madrid Agreement – Hague Agreement – WIPO Treaties – Budapest Treaty – PCT – Ordinary – PCT – Conventional – Divisional and Patent of Addition – Specifications – Provisional and complete – Forms and fees Invention in context of “prior art” – Patent databases – Searching International Databases – Country-wise patent searches (USPTO, espacenet(EPO) – PATENT Scope (WIPO) – IPO, etc National & PCT filing procedure – Time frame and cost – Status of the patent applications filed – Precautions while patenting – disclosure/non-disclosure – Financial assistance for patenting – Introduction to existing schemes Patent licensing and agreement Patent infringement – Meaning, scope, litigation, case studies

**UNIT III BIOSAFETY**

**9**

Introduction – Historical Background – Introduction to Biological Safety Cabinets – Primary Containment for Biohazards – Biosafety Levels – Biosafety Levels of Specific Microorganisms – Recommended Biosafety Levels for Infectious Agents and Infected Animals – Biosafety guidelines – Government of India.

**UNIT IV GENETICALLY MODIFIED ORGANISMS**

**9**

Definition of GMOs & LMOs – Roles of Institutional Biosafety Committee – RCGM – GEAC etc. for GMO applications in food and agriculture – Environmental release of GMOs – Risk Analysis – Risk Assessment – Risk management and communication – Overview of National Regulations and relevant International Agreements including Cartagena Protocol.

**UNIT V ENTREPRENEURSHIP DEVELOPMENT**

**9**

Introduction – Entrepreneurship Concept – Entrepreneurship as a career – Entrepreneurial personality – Characteristics of successful Entrepreneur – Factors affecting entrepreneurial growth – Entrepreneurial Motivation – Competencies – Mobility – Entrepreneurship Development Programmes (EDP) - Launching Of Small Enterprise - Definition, Characteristics – Relationship between small and large units – Opportunities for an Entrepreneurial career – Role of small enterprise in economic development – Problems of small scale industries – Institutional finance to entrepreneurs - Institutional support to entrepreneurs.

**TOTAL : 45 PERIODS**

## REFERENCES

1. Bouchoux, D.E., "Intellectual Property: The Law of Trademarks, Copyrights, Patents, and Trade Secrets for the Paralegal", 3rd Edition, Delmar Cengage Learning, 2008.
2. Fleming, D.O. and Hunt, D.L., "Biological Safety: Principles and Practices", 4th Edition, American Society for Microbiology, 2006.
3. Irish, V., "Intellectual Property Rights for Engineers", 2nd Edition, The Institution of Engineering and Technology, 2005.
4. Mueller, M.J., "Patent Law", 3rd Edition, Wolters Kluwer Law & Business, 2009.
5. Young, T., "Genetically Modified Organisms and Biosafety: A Background Paper for Decision-Makers and Others to Assist in Consideration of GMO Issues" 1st Edition, World Conservation Union, 2004.
6. S.S Khanka, "Entrepreneurial Development", S.Chand & Company LTD, New Delhi, 2007.



*A. Sub*  
**PRINCIPAL**  
**M.I.E.T. ENGINEERING COLLEGE**  
**GUNDUR, TIRUCHIRAPALLI - 620 007.**